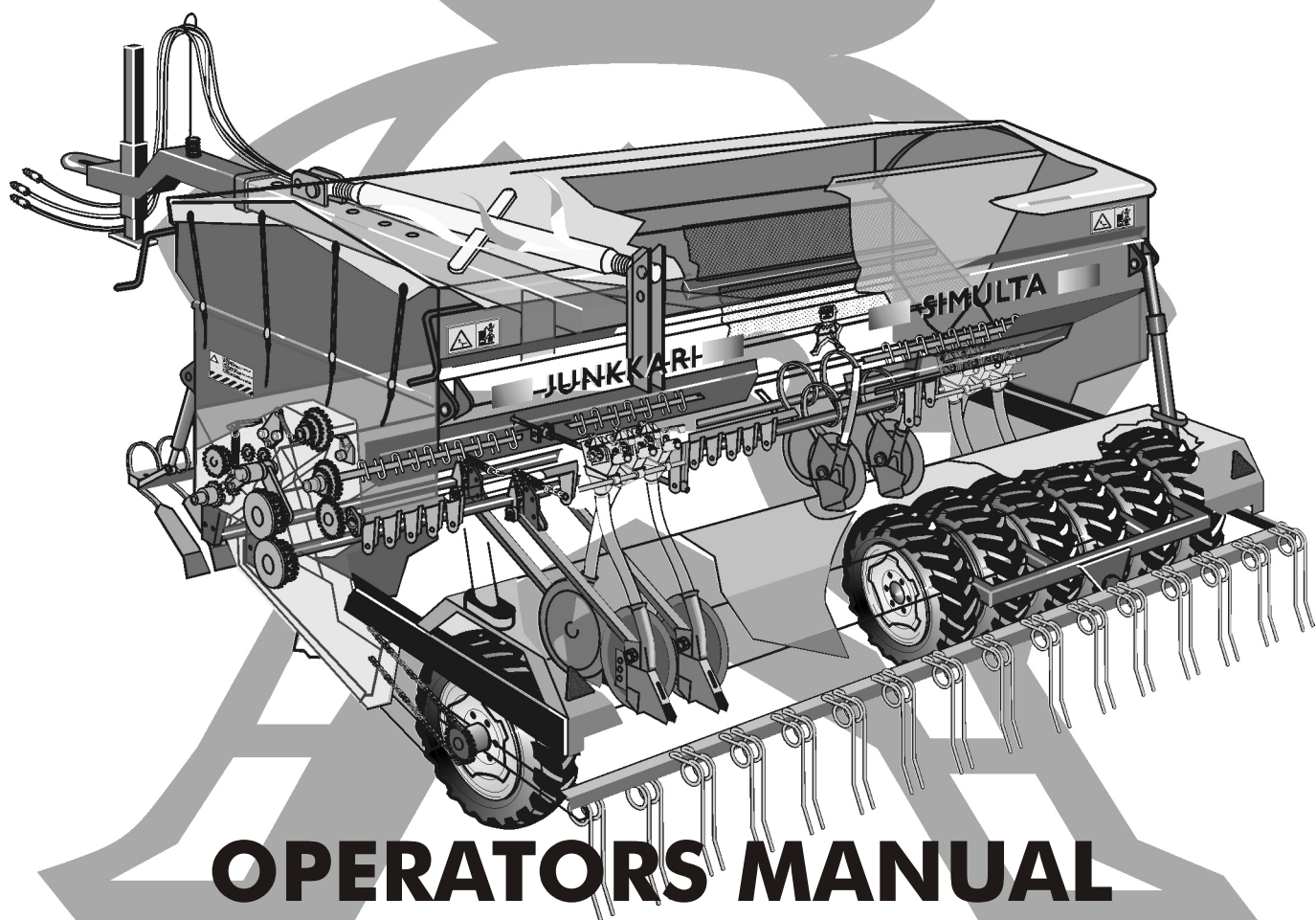


JUNKKARI SIMULTA

2500 T
3000 T/ST
4000 T/ST



OPERATORS MANUAL SPARE PARTS CATALOGUE

ST02ENG



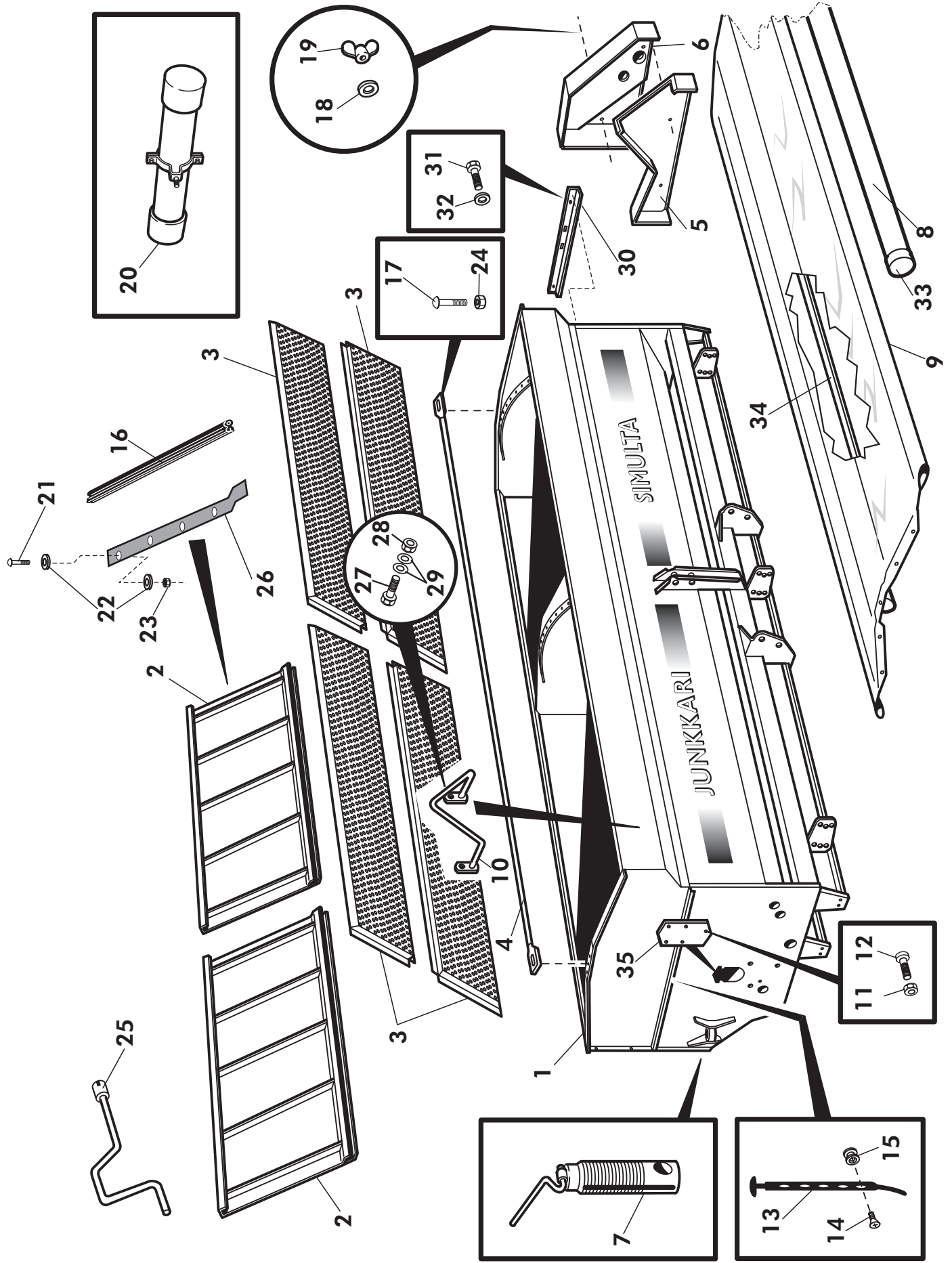
JUNKKARI OY

62375 YLIHÄRMÄ FINLAND

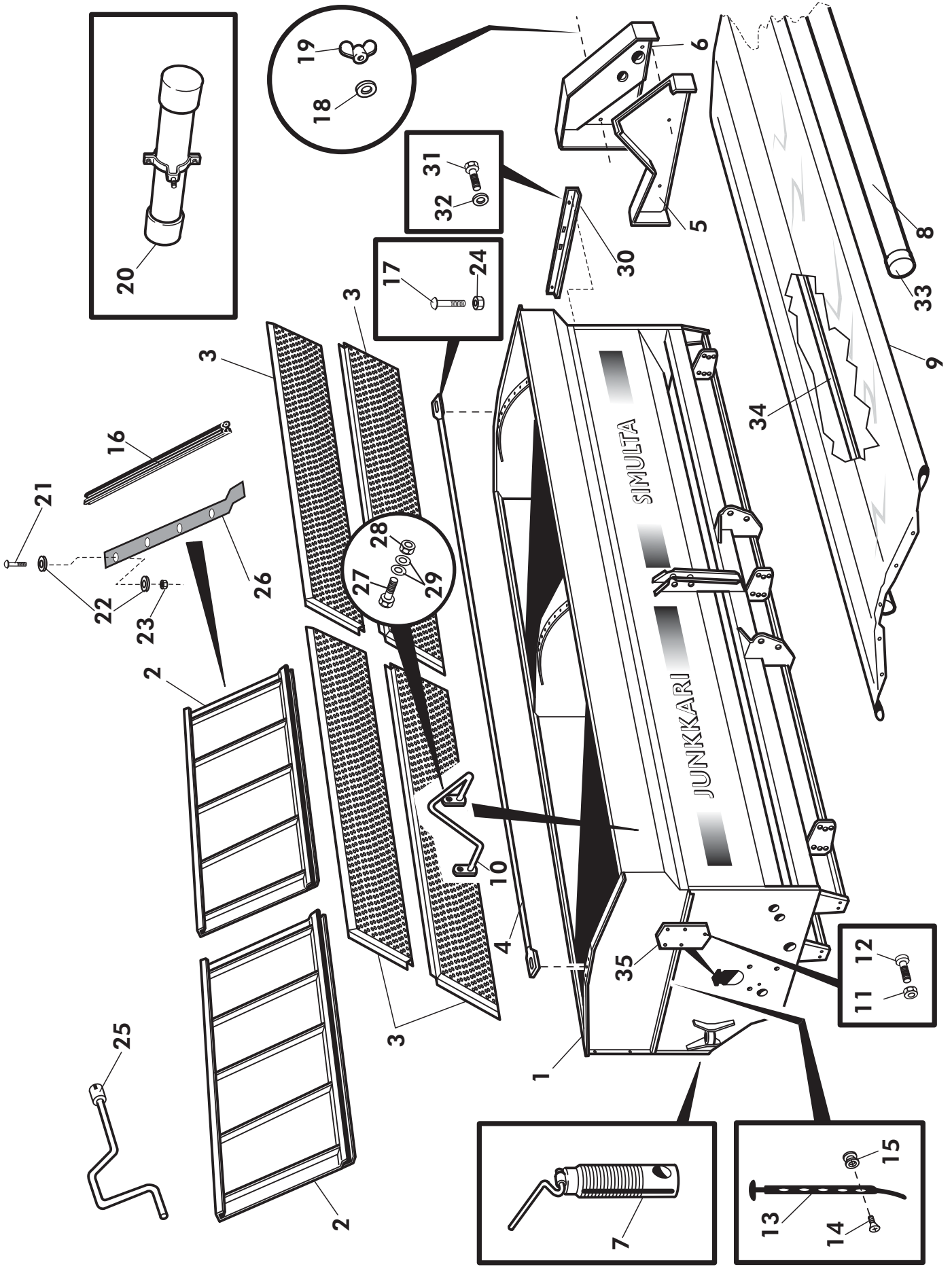
TEL. +358-(0)6-4835111

Fax +358-(0)6-4846401

2002 ENGLISH € €

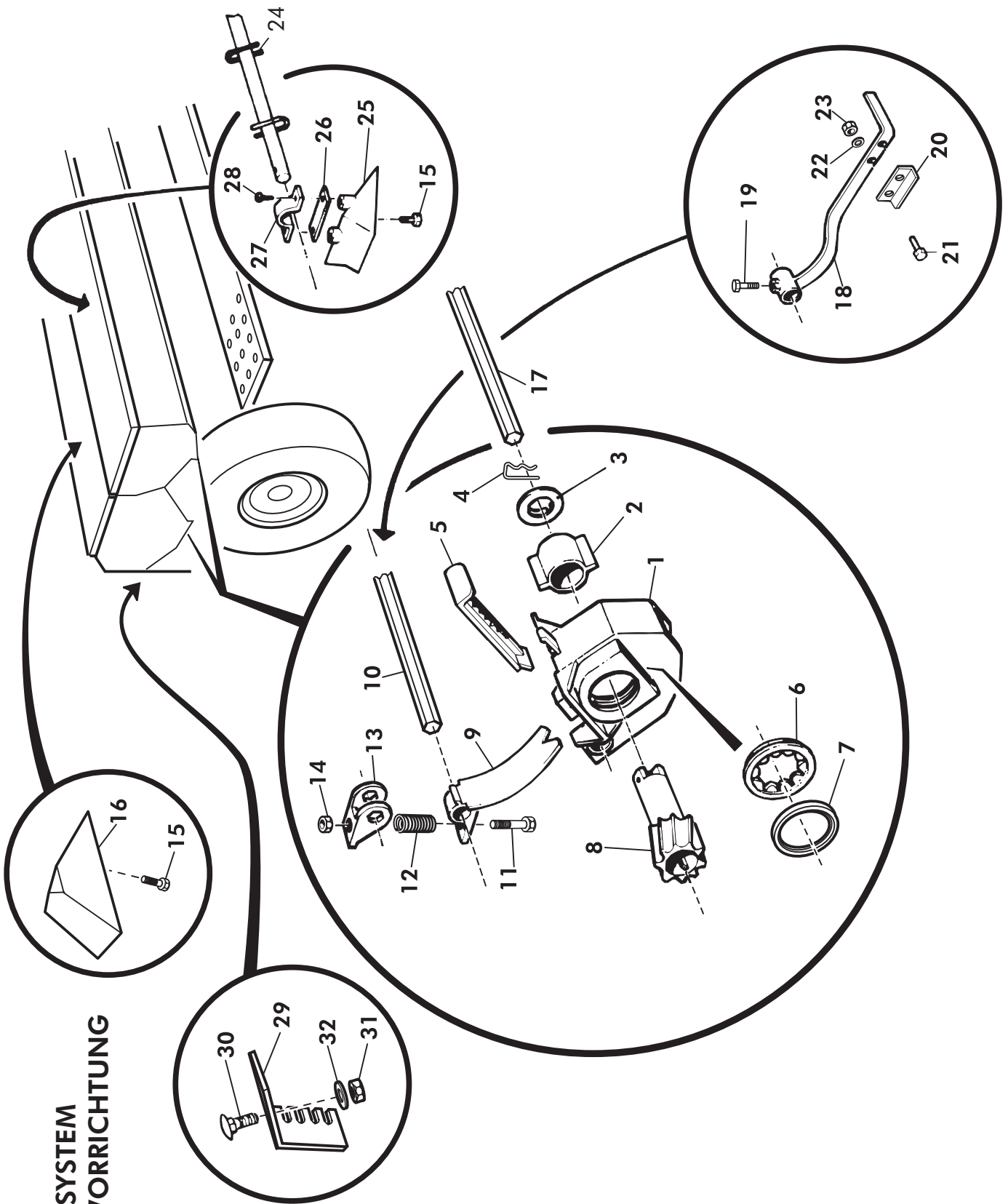


REF	3000ST	4000ST	2500T	3000T	PART NO.	CODE	DESCRIPTION	BESCHREIBUNG
REF	3000ST	4000ST	2500T	3000T	TEIL NR	CODE	FRAME	RAHMEN
	QTY/ST	QTY/ST	QTY/ST	QTY/ST				
1	-	1	-	-			FRAME/HOPPER	RAHMEN/TRICHTER
1	1	-	1	-			FRAME/HOPPER	RAHMEN/TRICHTER
1	-	-	-	-			FRAME/HOPPER	RAHMEN/TRICHTER
1	-	-	-	1			FRAME/HOPPER	RAHMEN/TRICHTER
2	2	-	-	-	14374	3-14374	PARTITION WALL	TRENNWAND
2	-	2	-	-	14434	3-14443	PARTITION WALL	TRENNWAND
2	-	-	-	2	14560	3-14560	PARTITION WALL	TRENNWAND
2	-	-	2	-	14596	3-14596	PARTITION WALL	TRENNWAND
3	4	-	-	4	14398	3-14398	SIEVE	SIEB
3	-	4	4	-	14431	3-14431	SIEVE	SIEB
3	-	-	-	-	14609	3-14609	SIEVE	SIEB
4	1	-	-	1	14485A	3-14485	MIDDLE PIPE	MITTLERER RÖHR
4	-	1	-	-	14485B	3-14485	MIDDLE PIPE	MITTLERER RÖHR
4	-	-	1	-	14485	3-14485	MIDDLE PIPE	MITTLERER RÖHR
5	1	1	1	1	D30131		CHAIN COVER, LOWER	KETTENDECKE
6	1	1	1	1	D30130		CHAIN COVER	KETTENDECKE
7	2	2	2	2	14514	3-14514	HEIGHT ADJUSTMENT SCREW	HÖHENVERSTELLUNGSSCHRAUBE
8	-	-	-	2	14807B	3-14807	COVER BARREL	DECKE WALZE
8	-	-	2	-	14807A	3-14807	COVER BARREL	DECKE WALZE
9	-	-	1	-	D56526	3-14812	CANVAS HOPPER COVER	CANVAS DECKE
9	-	-	-	1	D56527	3-14812	CANVAS HOPPER COVER	CANVAS DECKE
10	4	4	4	4	14800	3-14800	HANDLE	GRIFF
11	5	5	5	5	A50400	M6	NUT, HEX	MUTTER
12	5	5	5	5	A01800	M6*12 AISI	SCREW, CYL.CROSSHEAD	SCHRAUBE

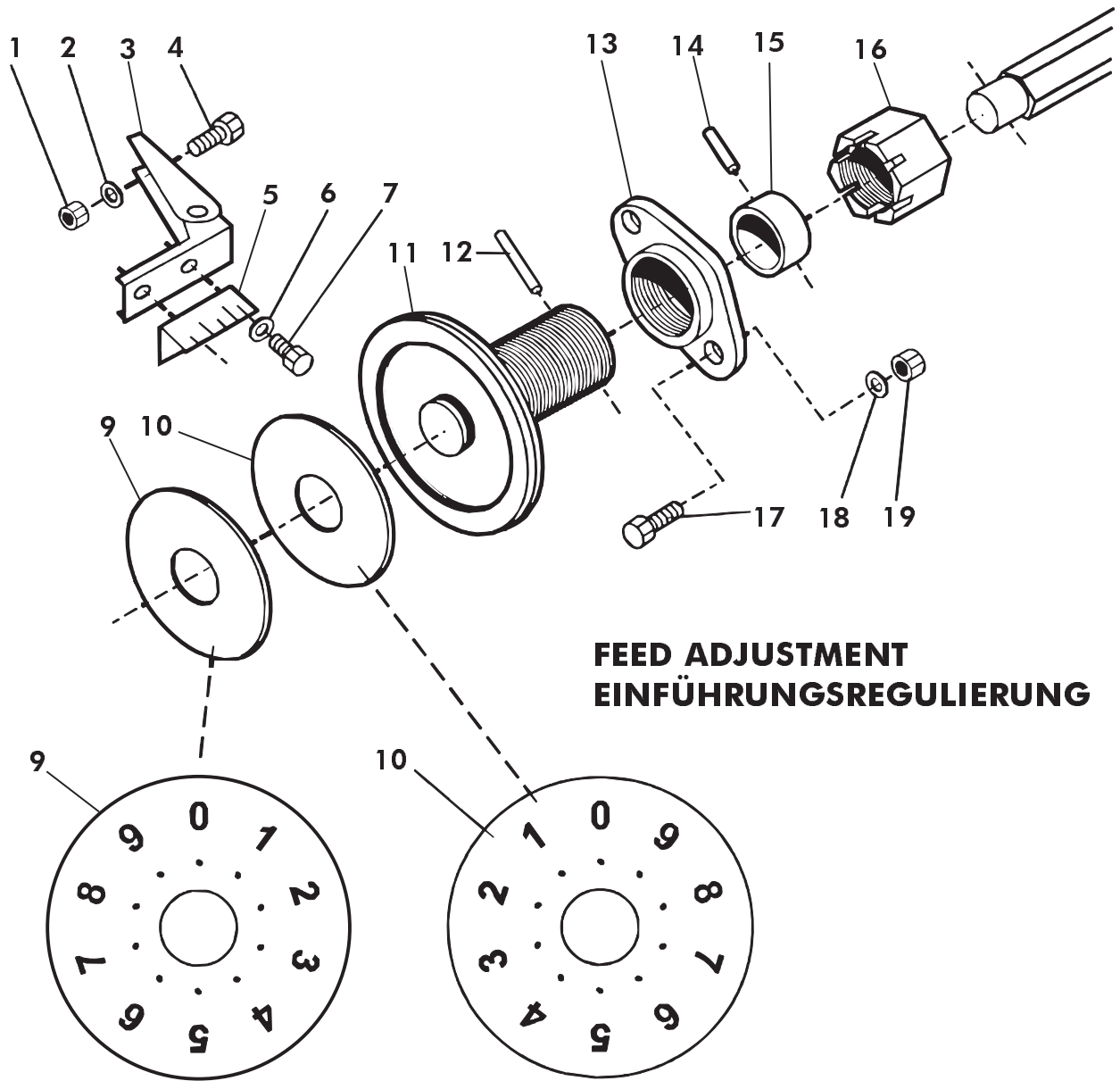


REF	3000ST	4000ST	2500T	3000T	PART NO.	CODE	DESCRIPTION	BESCHREIBUNG
REF	3000ST	4000ST	2500T	3000T	TEIL NR	CODE		FRAMERAHMEN
	QTY/ST	QTY/ST	QTY/ST	QTY/ST				
13	6	6	6	6	D41542000		RUBBER FASTENER	GUMMI KLAMMER
14	10	10	6	6	A050L8024	M5x25	SCREW	SCHRAUBE
15	10	10	6	6	B21014931	1014931	COVER PLUG	DÜBEL
16	4	4	4	4	D40001264	K4C 24610099	SEAL	VERSCHLUSS
17	2	2	2	2	A09610	M12*35	LOCK SCREW	FESTSTELLSCHRAUBE
18	4	4	4	4		M10	WASHER	SCHEIBE
19	4	4	4	4	A51250	M10	WING NUT	GRIFFMUTTER
20	1	1	1	1	27014	3-27014	COVER PIPE FOR MANUAL	GELENKWELLENROHR
21	16	16	12	12	A05150	M8*20 AISI	LOCK SCREW	FESTSTELLSCHRAUBE
22	16	16	12	12	14591	2*32/9 AISI	WASHER	SCHEIBE
23	16	16	12	12	A50710	M8 IL AISI	NUT	MUTTER
24	2	2	2	2	AGC113014	M12 IL KELTAP.	NUT	MUTTER
25	1	1	1	1	137660	3-12634	LEVER	HANDHEBEL
26	4	4	-	-	14590	3-14590	SEAL MOULDING	VERSCHLUSSPROFIL
26	-	-	4	4	14593	3-14593	SEAL MOULDING	VERSCHLUSSPROFIL
27	8	8	8	8	A04750	M8*20 AISI	SCREW	SCHRAUBE
28	8	8	8	8	A50710	M8IL AISI	NUT	MUTTER
29	8	8	8	8	B60649	M8 17/9*1.6 AISI	WASHER	SCHEIBE
30	1	1	1	1	14827	3-14827	CABLE BRACKET	KABELHALTER
31	2	2	2	2	A01950	M6*16	SCREW, HEX	SCHRAUBE
32	2	2	2	2	B560E1524	M6 14/7*1.5	WASHER	SCHEIBE
33	4	4	4	4	D30146	DPI-DUT.NR.76-M	PLUG	DÜBEL
34	-	-	-	2	14518A	3-14518	BRACKET	STÜTZE
	-	-	2	-	14518	3-14518	BRACKET	STÜTZE
35	1	1	1	1	160315	4-7751	COVER	PLATTE
	1	-	-	-	D15194	3-15194	HOPPER COVER ASS'Y	CANVAS DECKE, MONTIERT
	-	1	-	-	D15195	3-15195	HOPPER COVER ASS'Y	CANVAS DECKE, MONTIERT
	-	-	1	-	14805	3-14805	HOPPER COVER ASS'Y	CANVAS DECKE, MONTIERT
	-	-	-	1	14806	3-14806	HOPPER COVER ASS'Y	CANVAS DECKE, MONTIERT

**FEED SYSTEM
FÜLLVORRICHTUNG**



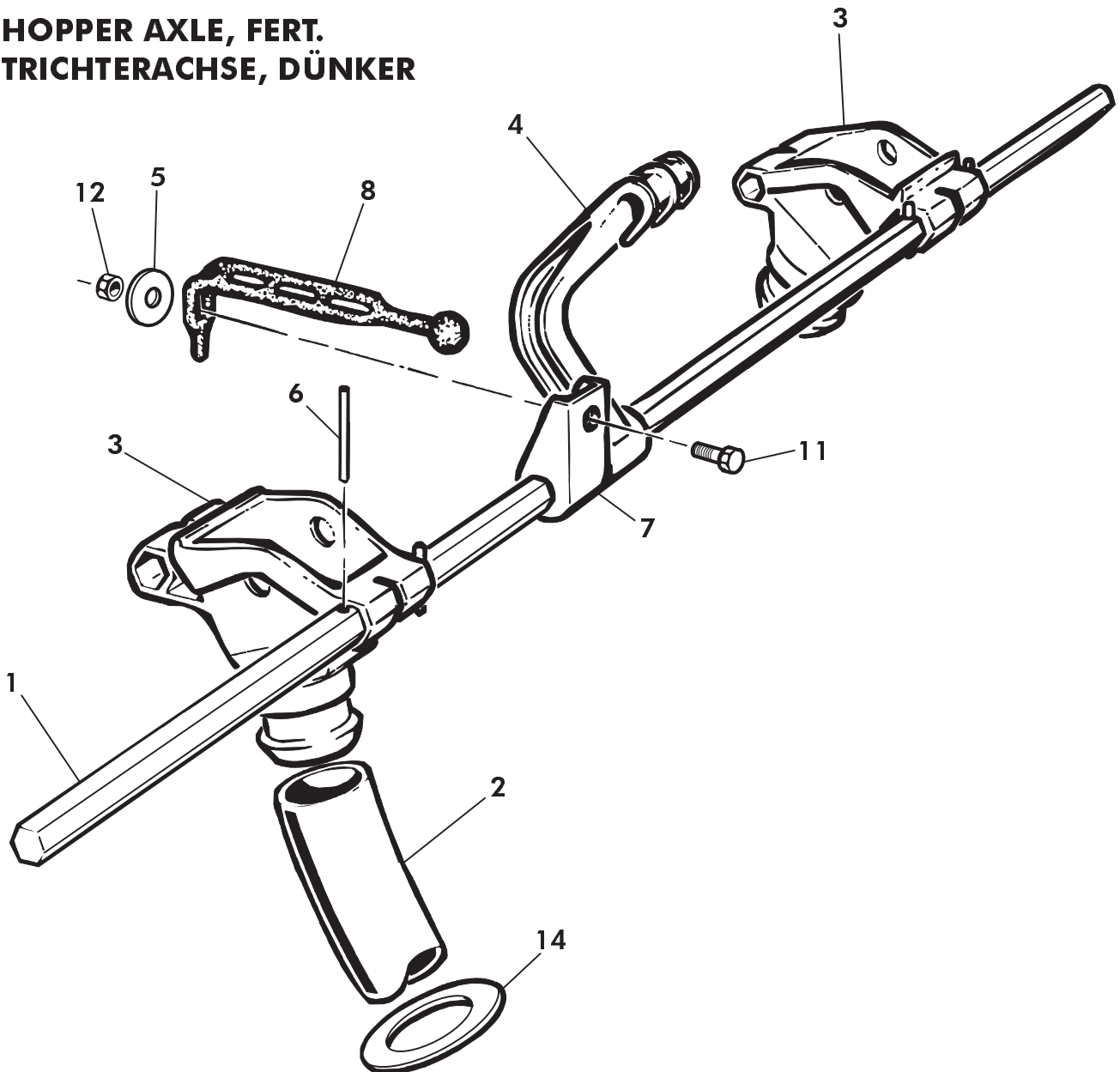
REF REF	S2500 QTY/ST	S3000 QTY/ST	S4000 QTY/ST	PART NO. TEIL NR.	CODE CODE	DESCRIPTION	BESCHREIBUNG
1	3	36	48	125058	2-3031	FEED CHAMBER	EINLASSKAMMER
2	30	36	48	125059	4-5232	CATCH	VERSCHLUSSDECKEL
3	30	36	48	125060	4-5231	END PLATE	ENDBLECH
4	30	36	48	125055	4-12828	HAIR PIN COTTER	SPLINT
5	30	36	48	125057	3-12829	STOPPER PLATE	VORSCHIEBER
6	30	36	48	125062	3-2709	SEALING RING	ABSCHLUSS
7	30	36	48	125063	4-5228	SNAP RING	SICHERUNGSRING
8	30	36	48	125054	3-3035	FEED ROLLER	EINFÜHRUNGSWALZE
9	30	36	48	125070	4-6064	BOTTOM FLAP	ABLADEHAHN
10	1	-	-	137406	2-2300	BOTTOM FLAP AXLE, FERT.	ACHSE FUR ABLADEHAHN, DÜNGER
	-	-	-	137456	3-12528	BOTTOM FLAP AXLE, FERT.	ACHSE FUR ABLADEHAHN, DÜNGER
	-	-	1	12916	3-12916	BOTTOM FLAP AXLE, FERT.	ACHSE FUR ABLADEHAHN, DÜNGER
	1	-	-	137406	2-2300	BOTTOM FLAP AXLE, SEED	ACHSE FUR ABLADEHAHN, SAAT
	-	1	-	140406	2-2301	BOTTOM FLAP AXLE, SEED	ACHSE FUR ABLADEHAHN, SAAT
	-	-	1	148406	2-3000	BOTTOM FLAP AXLE, SEED	ACHSE FUR ABLADEHAHN, SAAT
11	30	36	48		M5*35	SCREW, HEX	SCHRAUBE, HEX
12	30	36	48	125073	4-6075	SPRING, BOTTOM FLAP	FEDER, ABLADEHAHN
13	30	36	48	125072	4-6063	CONTROL ARM	REGULIERHEBEL
14	30	36	48		M5 IL	NUT, HEX	MUTTER, HEX
15	28	34	46		4*13 DIN7981	SCREW	SCHRAUBE
16	9	11	15	13383	3-13383	TRIANGULAR PIECE	DELTASTÜCK
17	1	-	-	137455	3-12521	FEED AXLE, FERTILIZER	EINFÜHRUNGSACHSE, DÜNGER
	-	-	1	12902	3-12902	FEED AXLE, FERTILIZER	EINFÜHRUNGSACHSE, DÜNGER
	-	1	-	13009	3-13009	FEED AXLE, FERTILIZER	EINFÜHRUNGSACHSE, DÜNGER
	1	-	-	137405	3-12522	FEED AXLE, SEED	EINFÜHRUNGSACHSE, SAAT
	-	1	-	13008	3-13008	FEED AXLE, SEED	EINFÜHRUNGSACHSE, SAAT
	-	-	1	12901	3-12901	FEED AXLE, SEED	EINFÜHRUNGSACHSE, SAAT
18	1	1	1	133500	3-3419	LEVER,FRONT,BOTTOM FLAP AXLE	HEBEL,VORN, AUS ABLADEHAHN ACHSE
19	1	1	1	137151	3-12554	LEVER,REAR,BOTTOM FLAP AXLE	HEBEL,HINTEN, AUS ABLADEHAHN ACHSE
20	2	2	2	131680	M8*20	SCREW, HEX	SCHRAUBE, HEX
21	2	2	2	161505	4-5222	RETAINER	ANHALTER
22	4	4	4		M8*20	SCREW, HEX	SCHRAUBE, HEX
23	4	4	4		M8	WASHER	SCHEIBE
24	4	4	4		M8	NUT, HEX	MUTTER, HEX
	1	-	-	160816	3-2699	AXLE, MIXER	ACHSE, MISCHER
	-	1	-	140401	3-2699	AXLE, MIXER	ACHSE, MISCHER
	-	-	1	148460	3-2699	AXLE, MIXER	ACHSE, MISCHER
25	19	23	31	D30115	3-12999	TRIANGULAR PIECE	DELTASTÜCK
26	3	4	5	12810	4-12810	BEARING, BOTTOM HALF	LAGER, UNTERTEIL
27	3	4	5	160828	4-5223	BEARING, TOP HALF	LAGER, OBERTEIL
28	12	16	20		4-8*16 AISI	SCREW, CYL. CROSSHEAD	SCHRAUBE
29	1	1	1	13272	4-13272	PLATE, BOTTOM FLAP	PLATTE, ABLADEHAHNHEBEL
30	2	2	2	A04200	M8*16 AISI	LOCKING SCREW	FESTSTELLSCHRAUBE
32	2	2	2	A50710	M8 IL AISI	NUT, HEX	MUTTER, HEX
33	2	2	2	B580H1624	M8 17/9*1.6	WASHER	SCHEIBE



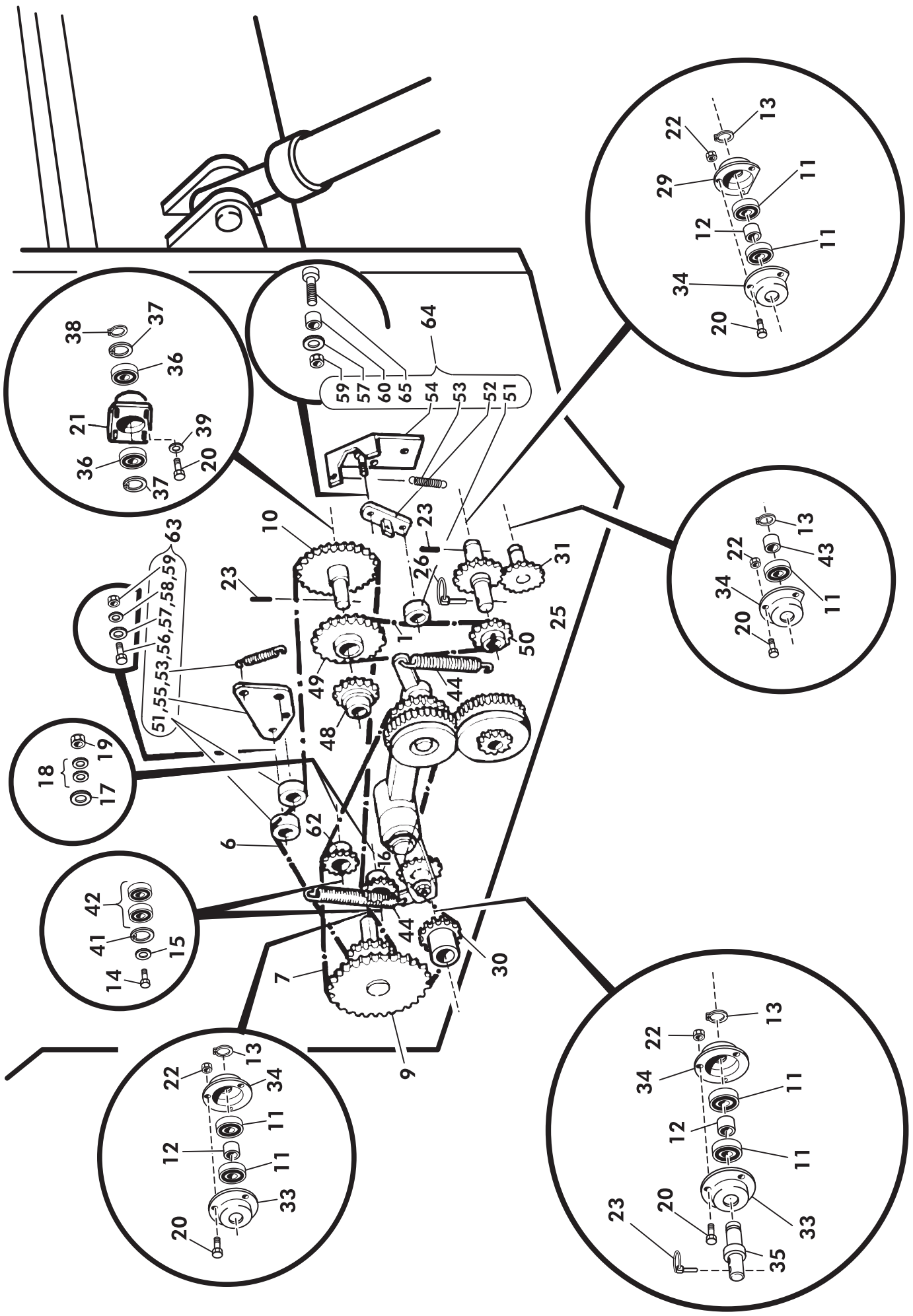
FEED ADJUSTMENT EINFÜHRUNGSREGULIERUNG

REF REF	S2000 QTY/ST	PART NO. TEIL NR.	CODE CODE	DESCRIPTION FEED ADJUSTMENT	BESCHREIBUNG EINFÜHRUNGSREGULIERUNG
1	4	131810	M6	NUT, HEX	MUTTER, HEX
2	4	125027	M6	SPRING WASHER	FEDERSCHEIBE
3	2	160301	3-2707	DIAL MOUNTING	HALTER, SKALA
4	4	125028	M6*6	SCREW, HEX	SCHRAUBE, HEX
5	1	13944	4-5316	SCALE, FERTILIZER	ANZEIGE, DÜNGER
	1	13945	4-1775	SCALE, SEED	ANZEIGE, SAAT
6	4	125029	M5	WASHER	SCHEIBE
7	4	125030	M5*10	SCREW	SCHRAUBE
9	1	160307	4-5238	DIAL, FERTILIZER	SKALA, DÜNGER
10	1	125031	4-1946	DIAL, SEED	SKALA, SAAT
11	2	160302	3-2708	ADJUSTMENT SCREW	SCHRAUBE, REGULIERUNG
12	2	130090	5*40	SPRING COTTER	FEDERSPRINT
13	2	160304	4-7738	NUT, FRAME	MUTTER, RAHME
14	2	125032	6*28	SPRING COTTER	FEDERSPRINT
15	2	160306	4-5235	SPACER	DISTANZSCHEIBE
16	2	160305	4-5236	NUT, CROWN	MUTTER, KRONE
17	4	142260	M8*28	SCREW, HEX	SCHRAUBE, HEX
18	4	133850	M8	SPRING WASHER	FEDERSCHEIBE
19	4	134070	M8	NUT, HEX	MUTTER, HEX

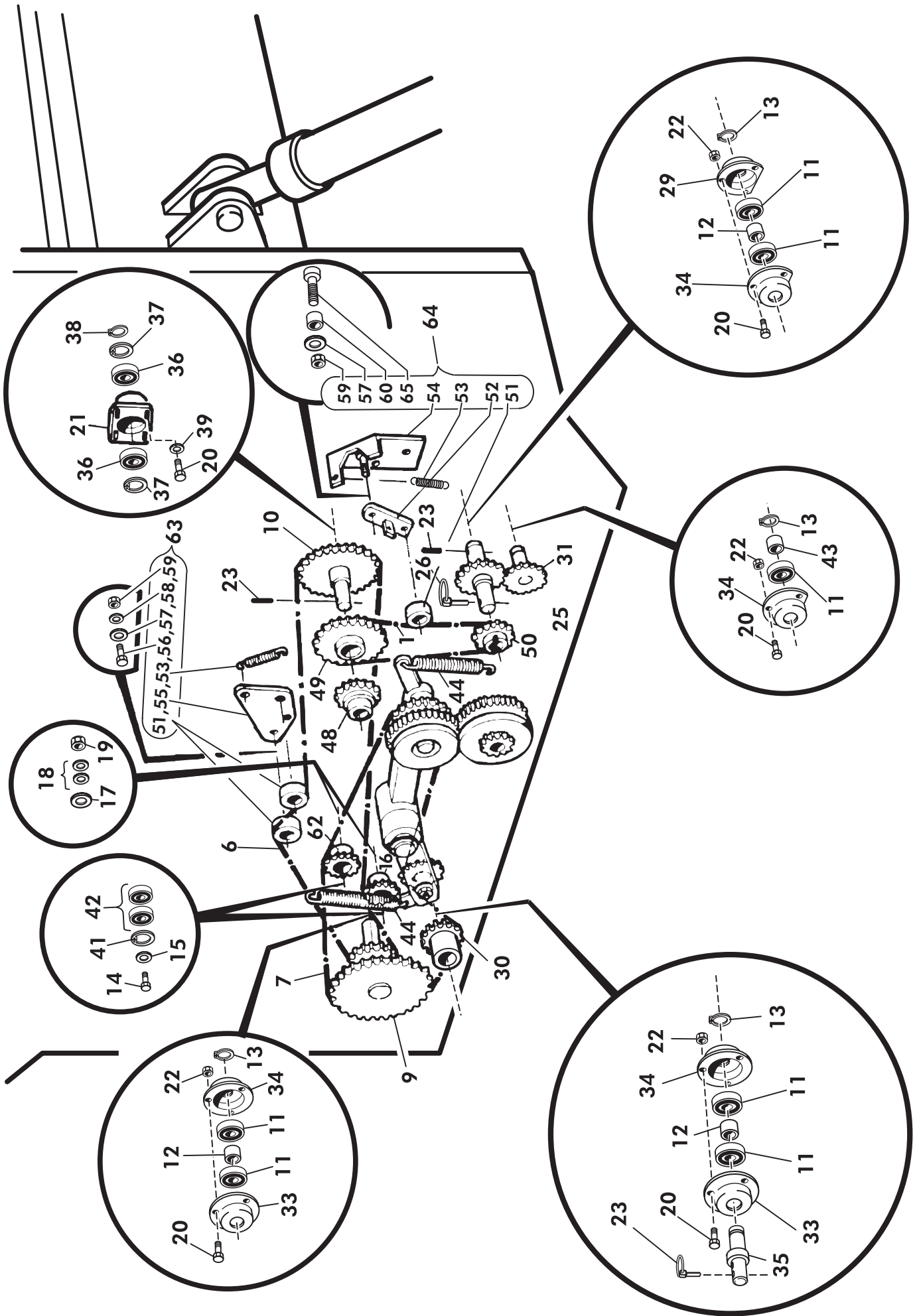
**HOPPER AXLE, FERT.
TRICHTERACHSE, DÜNKER**



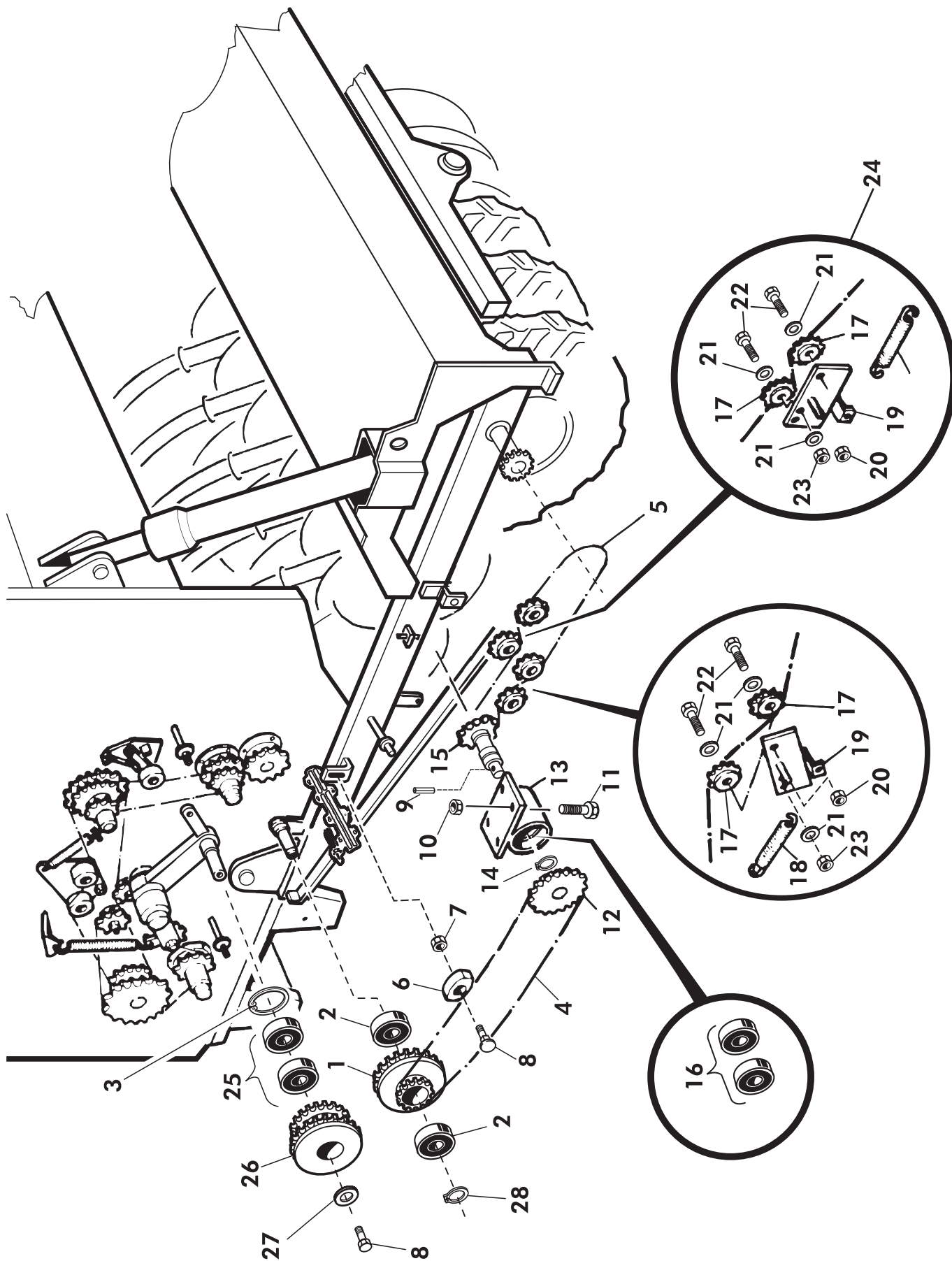
REF REF	S2000 QTY/ST	S3000 QTY/ST	S4000 QTY/ST	PART NO. TEIL NR.	CODE CODE	DESCRIPTION HOPPER AXLE, FERT. TRICHTERACHSE, DÜNKER	BESCHREIBUNG
1	2	-	-	132801	13280	HOPPER AXLE	TRICHTERACHSE
	-	2	-	132802	13280	HOPPER AXLE	TRICHTERACHSE
	-	-	2	142801	13280	HOPPER AXLE	TRICHTERACHSE
2	10	12	16	137421	3-12574	FEED TUBE	AUFGABEROHR
3	10	12	16	13294	3-13294	HOPPER	TRICHTER
4	4	6	6	D30122	3-13375	BRACKET	HALTER
5	4	4	4	13276	4-13676	WASHER	SCHEIBE
6	28	30	40	13412	4-13412	PIN	SPLINT
7	4	4	4	125072	4-6063	ADJUSTMENT PIECE	REGULIERUNG
8	4	4	4	D41542000	102	RUBBER FASTENER	GUMMI KLAMMER
9	4	6	6	125065	4-5233	SUPPORT SLEEVE	ACHSHALTER
10	8	12	12		M6*20	SCREW, HEX	SCHRAUBE, HEX
11	4	6	6		M5*25	SCREW, HEX	SCHRAUBE, HEX
12	4	6	6		M5 IL	NUT, HEX	MUTTER, HEX
13	8	12	12		M6 IL	NUT, HEX	MUTTER, HEX
14	10	12	16	131500		DIRT COVER	SCHUTZ



REF REF	QTY/ST	PART NO. TEIL NR.	CODE CODE	DESCRIPTION	BESCHREIBUNG
1	1	137306		DRIVE CHAIN 1/2"*62 RL + FITTINGS	TREIBKETTE 1/2"*62 RL + LEITUNGZUBEHÖR
6	1	139106		DRIVE CHAIN, LONG 1/2"*130 + FITTINGS	TREIBKETTE, LANG 1/2"*130 + LEITUNGZUBEHÖR
7	1	121502		DRIVE CHAIN TO CLUTCH 5/8"*3/8", 90 RL, + FITTINGS	TREIBKETTE, KUPPLUNG 5/8"*3/8", 90 RL, + LEITUNGZUBEHÖR
9	1	137311	4-8707	CHAIN SPROCKET Z35 5/8"	KETTENRAD Z35 5/8"
10	1	137321	4-8703	CHAIN SPROCKET Z37 1/2"	KETTENRAD Z37 1/2"
11	7	160350	6007 2RS	BALL BEARING	KUGELLAGER
12	3	120419	4-5440	SPACER	DISTANZSCHEIBE
13	4	131540	A35*1.5	CIRCLIP	SEEGERING
14	2	M12*60 8.8	M12*60 8.8	SCREW, HEX	SCHRAUBE, HEX
15	2	120409	4-5393	WASHER	SCHEIBE
16	1	137351	4-8716	CHAIN SPROCKET Z15 1/2"	KETTENRAD Z15 1/2"
17	2	137352	4-8715	WASHER, THICK	SCHEIBE, DICK
18	4	238155	4-5906	WASHER 35/12/4	SCHEIBE 35/12/4
19	2	284510	M12 IL	NUT, HEX	MUTTER, HEX
20	18	131680	M8*20	SCREW, HEX	SCHRAUBE, HEX
21	1	12615	3-12615	BEARING HOUSING	LAGER
22	14	130470	M8	NUT, HEX	MUTTER, HEX
23	2	131660	5-32	SPRING COTTER	FEDERSPLINT
25	1	137331	4-8711	SPROCKET Z22	RAD Z22
26	3		7.4*45	LINCHPIN	ACHSNAGEL
29	1	12880	3-12880	BEARING HOUSING, SLOTTED	ACHSBUCHSE
30	1	13415	4-13415	CHAIN SPROCKET, Z15 5/8"	KETTENRAD Z15 5/8"
31	1	160813	4-5275	SPROCKET Z22	RAD Z22
33	2	12878	3-12878	BEARING HOUSING, SOLID	ACHSBUCHSE

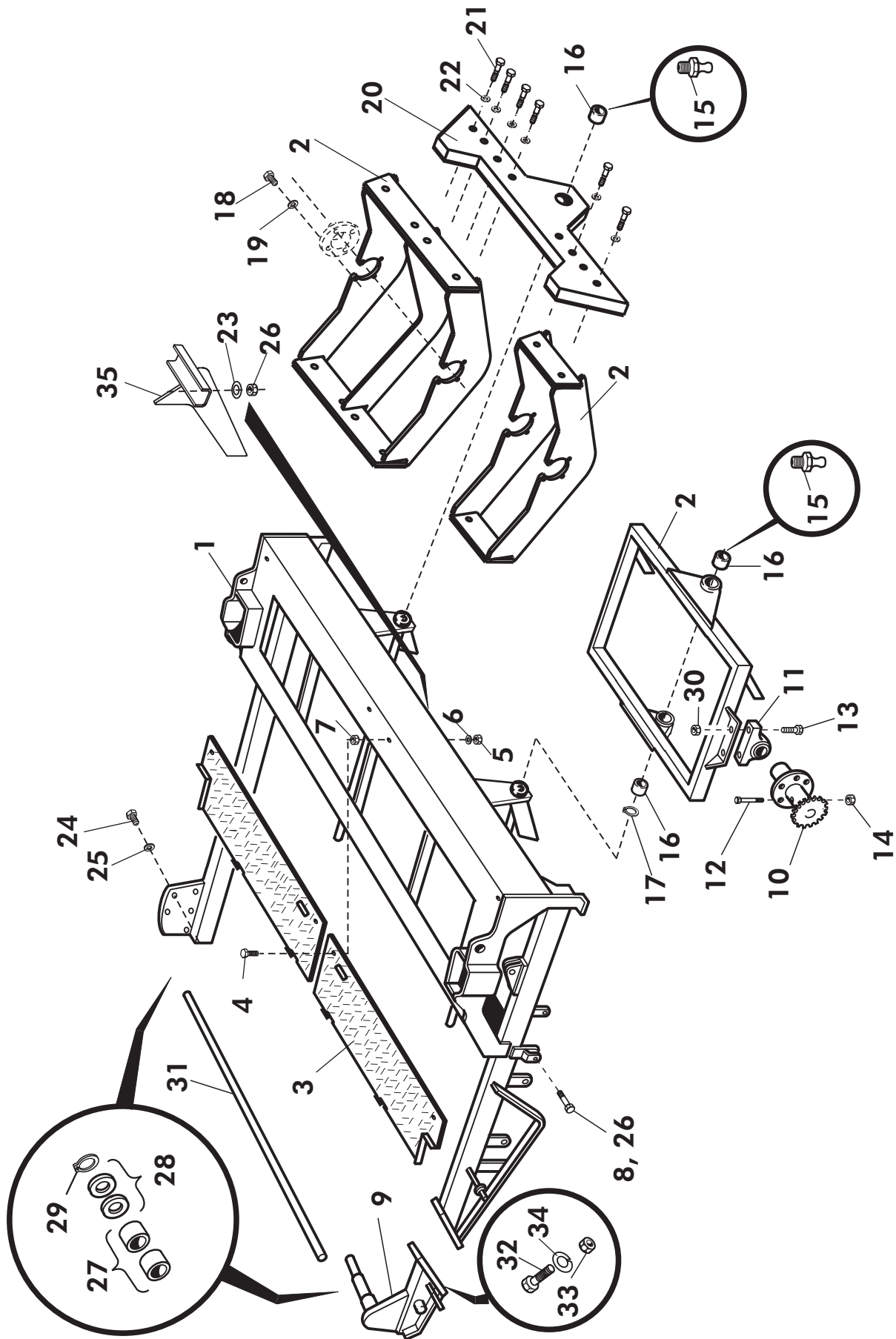


REF REF	QTY/ST	PART NO. TEIL NR.	CODE CODE	DESCRIPTION	BESCHREIBUNG
34	4	12879	3-12879	BEARING HOUSING, SLOTTED	ACHSBUCHSE
35	1	13416	4-13416	SPROCKET SHAFT	RAD ACHSE
36	2		6203 RS	BALL BEARING	LAGER
37	2		J40*1.75	CIRCLIP	SEEGERING
38	1		A17*1.2	CIRCLIP	SEEGERING
39	4		M8	WASHER	SCHEIBE
41	2		J32*1.2	CIRCLIP	SEEGERING
42	4	CE6120 RSO	6201 RS1	BALL BEARING	LAGER
43	1	120419	4-5440	SPACER	DISTANZSCHEIBE
44	2	D14110	4-13319	DRAW-SPRING	ZUGFEDER
48	1	13433	4-13433	CHAIN SPROCKET Z22 1/2"	KETTENRAD Z22 1/2"
49	1	139112	4-9012	CHAIN SPROCKET Z30 1/2"	KETTENRAD Z30 1/2"
50	1	139135	4-9008	CHAIN SPROCKET Z15 1/2"	KETTENRAD Z15 1/2"
51	2	1317224	4-12567	ROLLER	ROLLE
52	3	13444	4-13444	ARM	ARM
53	1	D14105	4-9208	DRAW-SPRING	ZUGFEDER
54	1	13438	3-13438	BOTTOM PLATE	BODENPLATTE
55	1	13431	3-13431	CLAMP PLATE	VERSCHLUSS PLATTE
56	2		M10*30	ALLEN SCREW	INBUSSCHRAUBE
57	2	125039	M10	WASHER	SCHEIBE
58	2		M10	WASHER	SCHEIBE
59	2		M10 IL	NUT, HEX	MUTTER, HEX
60	1	13445	4-13445	BUSH	DISTANZSTÜCK
61	7	120425	4-5469	SPACER	DISTANZSCHEIBE
62	1	120422	4-5391	CHAIN SPROCKET Z11 5/8"	KETTENRAD Z11 5/8"
63	1	134310		CHAIN TENSIONER	KETTENSANNER
64	1	13440		CHAIN CASSETTE TENSIONER	KETTENSANNER
65	1	A0A1A4524	M10*40	ALLEN SCREW	INBUSSCHRAUBE



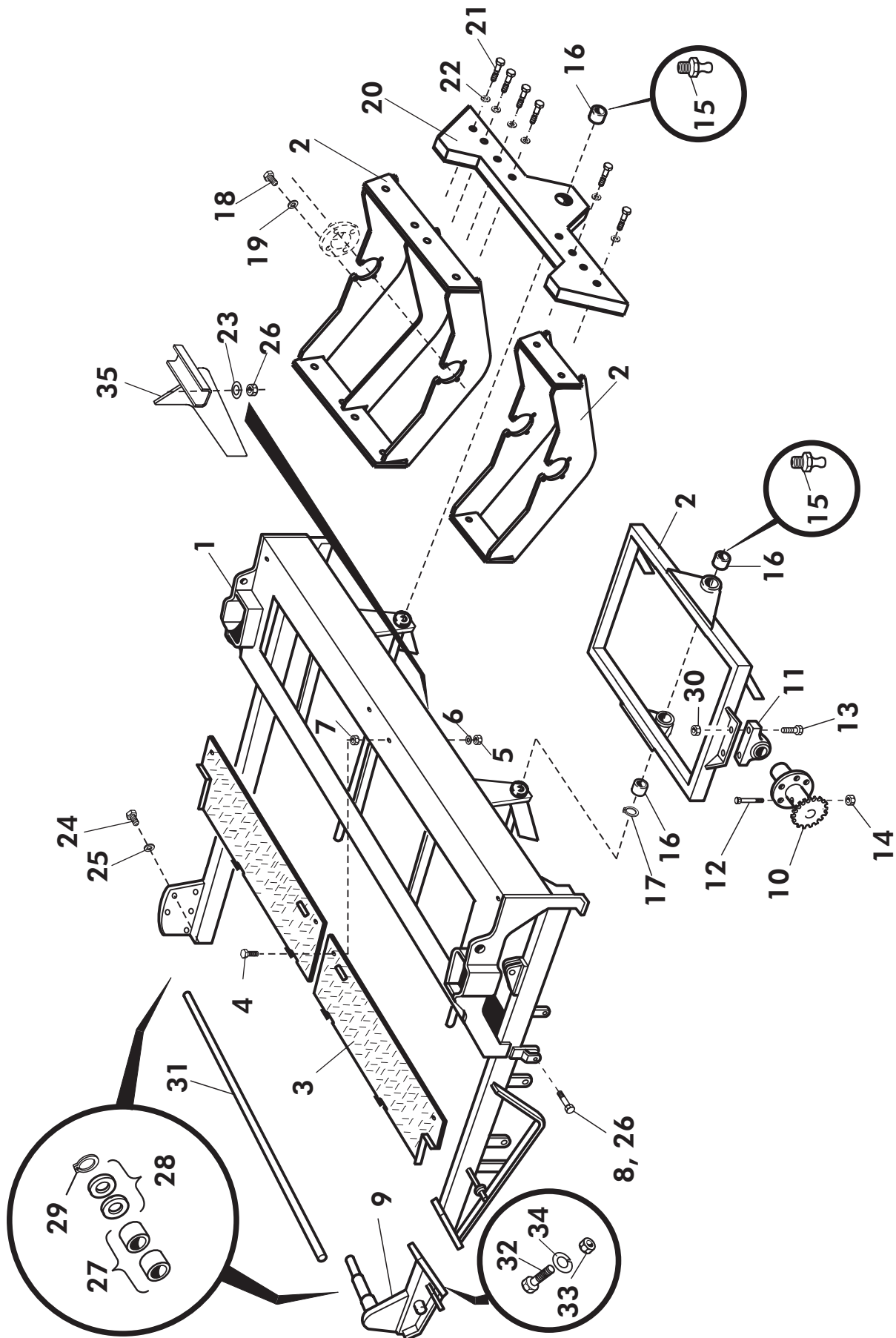
REF REF	QTY/ST	PART NO. TEIL NR.	CODE CODE	DESCRIPTION	BESCHREIBUNG
1	1	12994	4-12994	DRIVE SPROCKET	ANTRIEBSRAD
2	2	130660	G005Z	BEARING HOUSING	ACHSBUCHSE
3	1	BH1H12F21	J47*1.75	CIRCLIP	SEEGERING
4	1	137780	5/8*90+LIITT.	DRIVE CHAIN, PRIMARY	KETTENSANNER
5	1	153812	5/8*100+LIITT.	DRIVE CHAIN, SECONDARY	MUTTER, HEX
6	1	130440	4-2262	CHAIN TENSIONER	SCHRAUBE, HEX
7	1	130470	M8 IL	NUT, HEX	FEDERSPLINT
8	2		M10*20	SCREW, HEX	MUTTER, HEX
9	1		12*50	SPRING COTTER	SCHRAUBE, HEX
10	4		M8 IL	NUT, HEX	FEDERSPLINT
11	4		M8*30	SCREW, HEX	MUTTER, HEX
12	1	15386	4-15386	CHAIN SPROCKET, SECONDARY	SCHRAUBE, HEX
13	1	13781	3-13781	BEARING HOUSING	KETTENRAD, SEKUNDÄR
14	1		A35*1.5	CIRCLIP	ACHSBUCHSE
15	1	13782	3-13782	REDUCTION SPROCKET	SEEGERING
16	2	CE6007 2RS	6007 2RS	BALL BEARING	KETTENRAD
17	4	14657	4-14657	CHAIN SPROCKET Z11 5/8"	LAGER
18	4	CE6000020	60002 RS1	BALL BEARING	KETTENRAD Z11 5/8"
19	2	R730504	4-8185	DRAW-SPRING, CHAIN TENSIONER	LAGER
20	2	13801	3-13801	BODY, CHAIN TENSIONER	ZUGFEDER, KETTENSANNER
21	2		M12 IL	NUT, HEX	RAHMEN, KETTENSANNER
22	4	125039	M10	WASHER	MUTTER, HEX
23	4		M10*30	ALLEN SCREW	SCHEIBE
24	4		M10 IL	NUT, HEX	INBUSSCHRAUBE
25	2	137970		CHAIN TENSIONER ASS'Y	MUTTER, HEX
26	2	CE6005Z00	6005 Z	BALL BEARING	KETTENSANNER, MONTIERT
27	1	12996	4-12996	ENGAGING GEAR	KUGELLAGER
28	1	134110000	4-21802	WASHER	KLAUENZAHNRAD
	1	BH0S10S14	A25×1,25	CIRCLIP	SCHEIBE
					SEEGERING

BOGIE FRAME DREHGESTELLRAHMEN



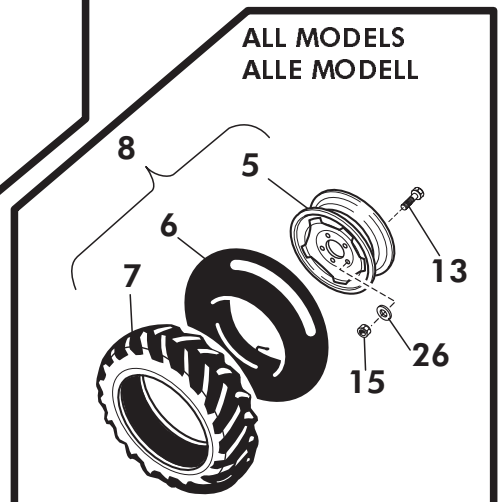
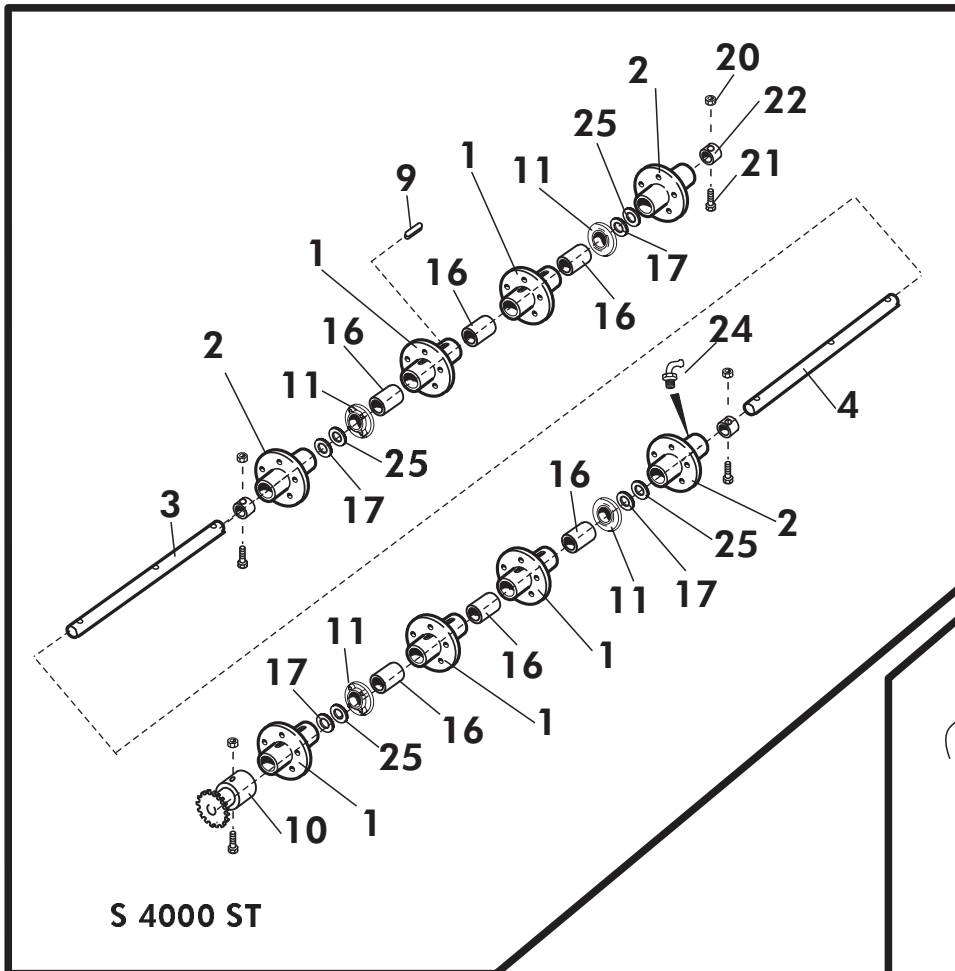
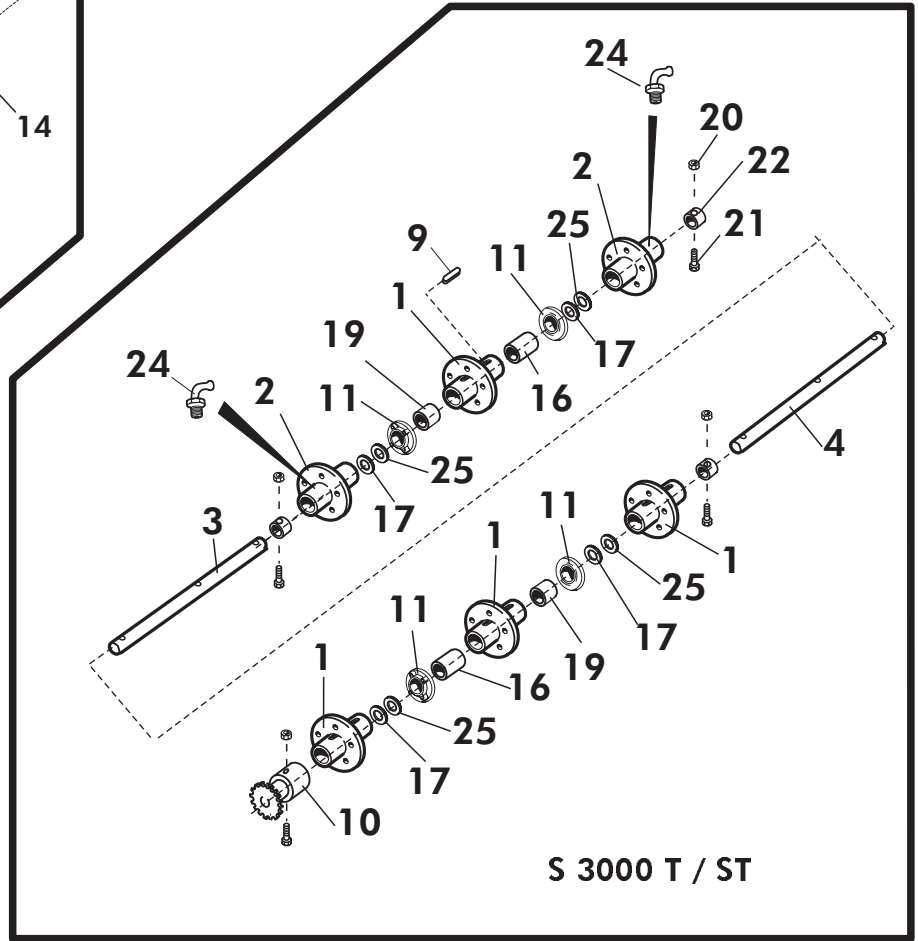
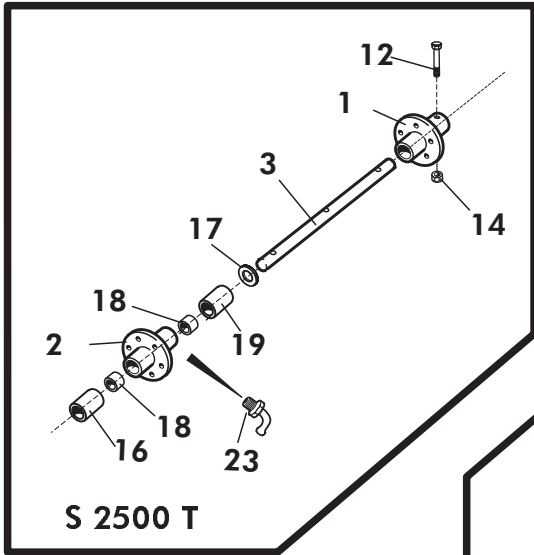
REF	2500T	3000T	3000ST	4000ST	PART NO.	CODE	DESCRIPTION	BESCHREIBUNG
REF	QTY/ST	QTY/ST	QTY/ST	QTY/ST	TEIL NR	CODE	BOGIE FRAME	DREHGESTELLRAHMEN
1	1	-	-	-	14973	3-14973	BOGIE FRAME	DREHGESTELLRAHMEN
	-	1	-	-	15392	3-15392	BOGIE FRAME	DREHGESTELLRAHMEN
	-	-	1	-	15381	3-15381A+B	BOGIE FRAME	DREHGESTELLRAHMEN
	-	-	-	1	15384	3-15384A+B	BOGIE FRAME	DREHGESTELLRAHMEN
2	2	-	-	-	140670	3-14067	BOGIE ASS'Y	TANDEMACHSE MONTIERT
	-	2	-	-	153980	3-15398	BOGIE ASS'Y	TANDEMACHSE MONTIERT
	-	-	2	-	15354	3-15354	BOGIE ASS'Y	TANDEMACHSE MONTIERT
	-	-	-	2	15353	3-15353	BOGIE ASS'Y	TANDEMACHSE MONTIERT
3	-	1	1	1	15373V	3-15373	FOOT BOARD, LH	LAUFLEISTE, LINKS
	-	1	1	1	15373O	3-15373	FOOT BOARD, RH	LAUFLEISTE, RECHTS
4	-	4	4	4		AM8X60	SCREW, HEX	SCHRAUBE, HEX
5	-	4	4	4		M8 IL	NUT, HEX	MUTTER, HEX
6	-	4	4	4		M8	WASHER	SCHEIBE
7	-	4	4	4		M8	NUT, HEX	MUTTER, HEX
8	4	4	4	4		M16*50	SCREW, HEX	SCHRAUBE, HEX
9	1	-	-	-	13685	VASEN	ARM, LEFT	ARM, LINKS
	1	-	-	-	13685	OIKEA	ARM, RIGHT	ARM, RECHTS
10	1	-	-	-	14059	3-14059A	HUB WITH SPROCKET	NABEN MIT ANTRIEBSRAD
	-	1	1	1	15355	3-15355	DRIVE CHAIN SPROCKET	ANTRIEBSRAD
11	4	-	-	-	CEUCP0208	UCP208 K	PEDESTAL BEARING	BOCKLAGER
	-	8	8	8	CEUCFC208	UCFC 208	PEDESTAL BEARING	BOCKLAGER
12	5	-	-	-		12x65 8.8	SCREW, HEX	SCHRAUBE, HEX
13	8	-	-	-		M14x35	SCREW, HEX	SCHRAUBE, HEX
14	5	-	-	-		M12 IL	NUT, HEX	MUTTER, HEX
15	4	-	-	-	BJ6150400	M6x1 SUORA	GREASE NIPPLE	FETTNIPEL
	-	4	4	4	BJ6500000	M8x1.25 SUORA	GREASE NIPPLE	FETTNIPEL

BOGIE FRAME DREHGESTELLRAHMEN



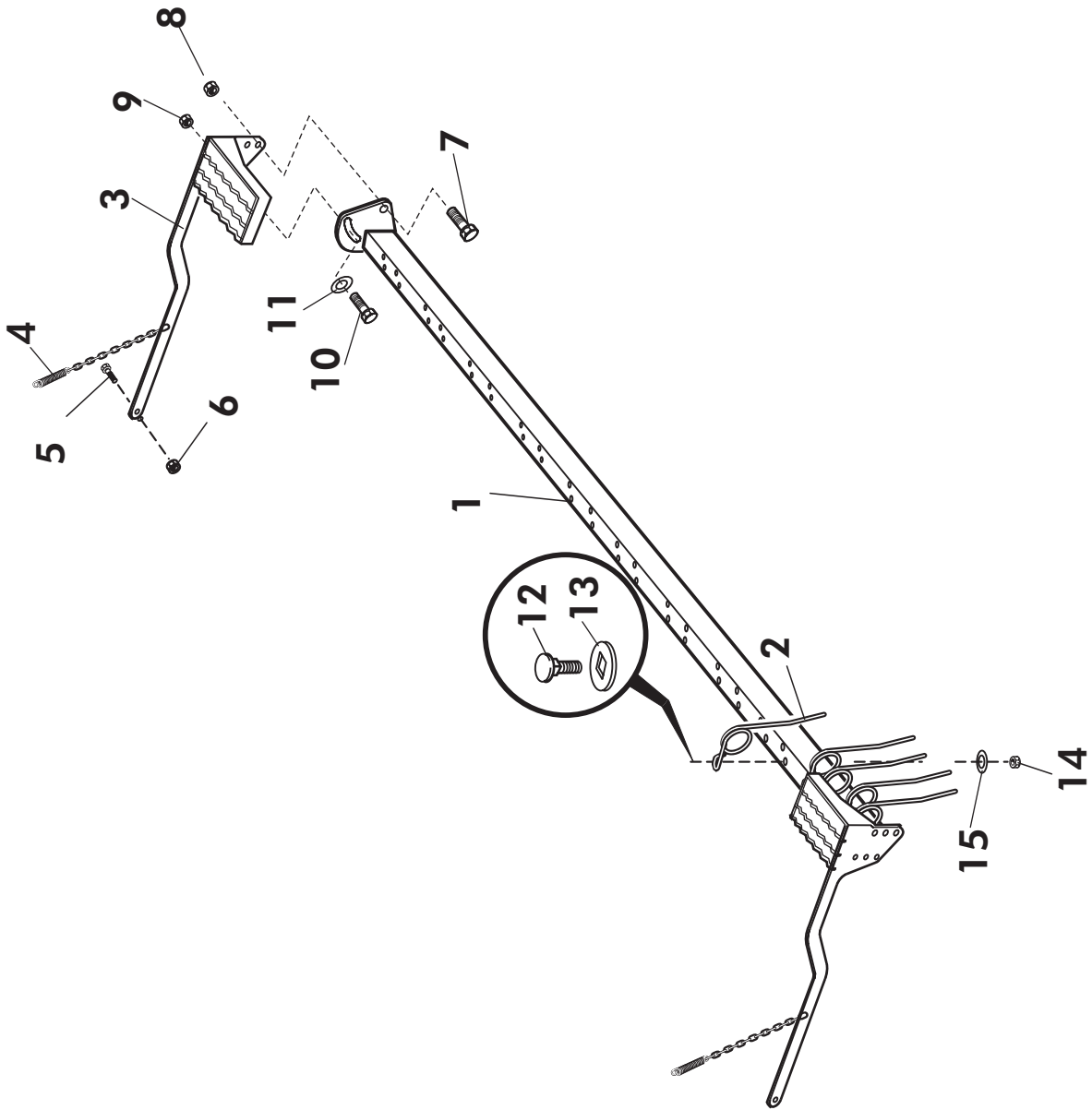
REF	2500T	3000T	3000ST	4000ST	PART NO.	CODE	DESCRIPTION	BESCHREIBUNG
REF	QTY/ST	QTY/ST	QTY/ST	QTY/ST	TEIL NR	CODE	BOGIE FRAME	DREHGESTELLRAHMEN
16	4	4	4	4	CV040444	40/44/40	DRYMET-BEARING	DRYMET-LAGER
17	2	2	2	2	BH1A12F11	A 40x1,75	CIRCLIP	SEEGERING
18	-	32	32	32	A0C1F1014	M12*45	SCREW, HEX	SCHRAUBE, HEX
19	-	32	32	32	B5C0M2514	M12	SPRING WASHER	FEDERSCHWEIBE
20	-	2	2	-	15379		BOGIE BEAM	DREHGESTELLBALKEN
21	-	-	-	2	15380		BOGIE BEAM	DREHGESTELLBALKEN
22	-	8	8	16	A13600	M20*40	SCREW, HEX	SCHRAUBE, HEX
23	-	8	8	16	B5L134014	M20	SPRING WASHER	FEDERSCHWEIBE
24	2	2	2	2	M16 30/18*3		WASHER	SCHWEIBE
25	-	8	8	8	A0G1F1514	M16*45	SCREW, HEX	SCHRAUBE, HEX
26	-	8	8	8	B5G0U3514	M16	SPRING WASHER	FEDERSCHWEIBE
27	4	4	4	4		M16 IL	NUT, HEX	MUTTER, HEX
28	4	-	-	-	300121	55/50*40	BUSH BEARING	LAGERBUCHSE
29	6	-	-	-	139206	4-8672	SPACER	DISTANZSCHEIBE
30	2	-	-	-	BH1L20024	A 50*2	CIRCLIP	SEEGERING
31	8	-	-	-	AGE113014	M14 IL	NUT, HEX	MUTTER, HEX
32	1	-	-	-	139205		SUPPORT TUBE	STÜTZENTUBE
33	-	1	1	-	147205		SUPPORT TUBE	STÜTZENTUBE
34	-	-	-	1	148205		SUPPORT TUBE	STÜTZENTUBE
35	8	-	-	-	A13520	M18*50	SCREW, HEX	SCHRAUBE, HEX
36	8	-	-	-	A51800	M18	NUT, HEX	MUTTER, HEX
37	8	-	-	-	B5J143014	M18	SPRING WASHER	FEDERSCHWEIBE
38	1	1	1	1	14803	3-14803	STONE THROWER	STEINWERFER

WHEEL AXLES, HUBS AND WHEELS RADACHSEN, NABEN UND RÄDER



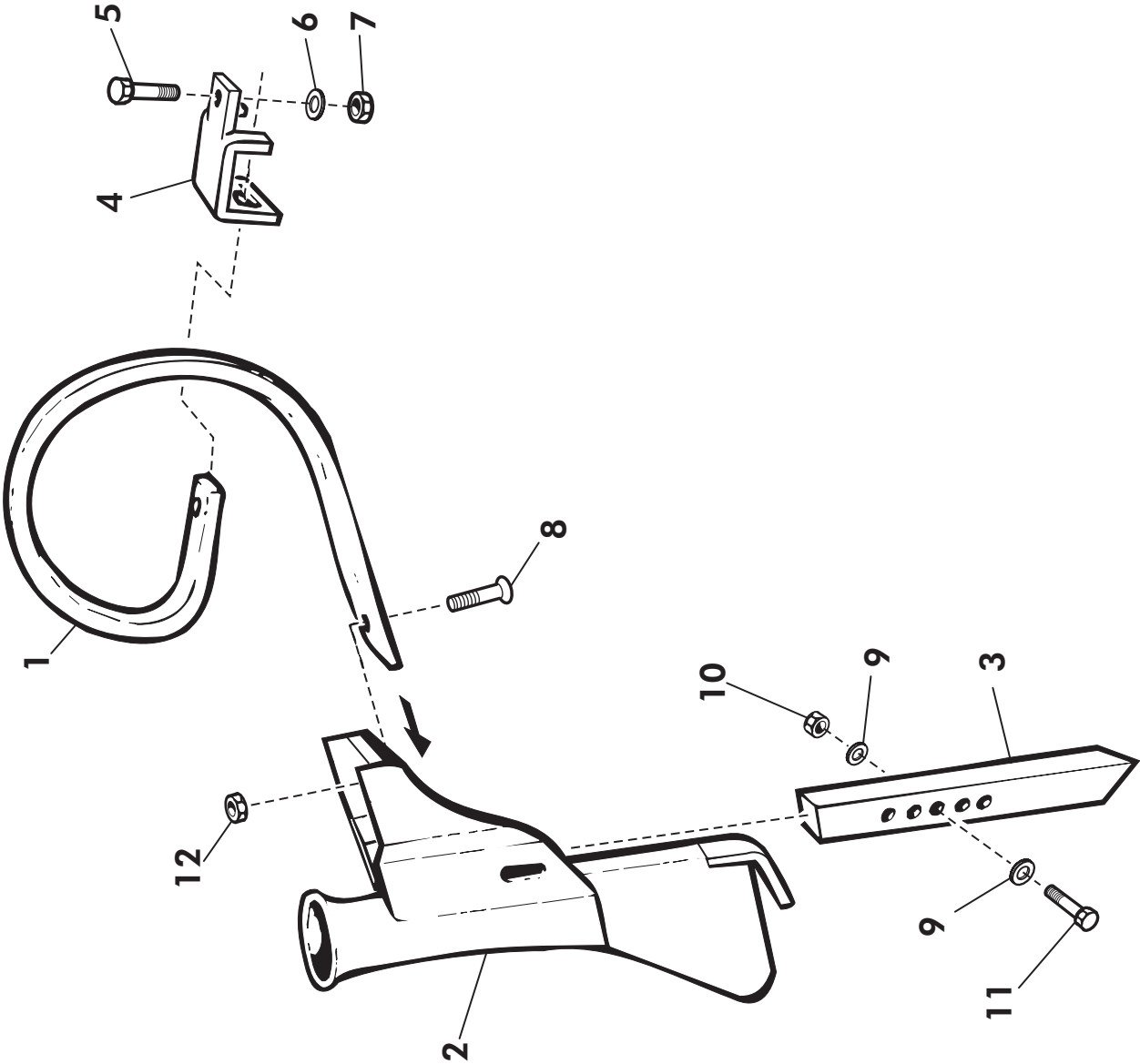
REF	2500T/KPL	3000T/KPL	3000ST/KPL	4000ST/KPL	PART NO.	CODE	DESCRIPTION	BESCHREIBUNG
REF	QTY/ST	QTY/ST	QTY/ST	QTY/ST	TEIL NR	CODE		
1	5	-	-	-	14057	4-14057	HUB	NABE
2	4	6	6	9	D15362	3-15362	HUB, SPLINED	NABE MIT KEILWELLE
3	4	6	6	7	14093	3-14093	HUB, FREE	NABE, FREI
4	-	-	-	-	14077	3-14077	WHEEL AXLE	ACHSE
5	-	3	3	-	15359	3-15359	WHEEL AXLE	ACHSE
6	-	-	-	3	15358	3-15358	WHEEL AXLE	ACHSE
7	-	1	1	-	15360	3-15360	WHEEL AXLE	ACHSE
8	-	-	-	1	15361	3-15361	WHEEL AXLE	ACHSE
9	10	-	-	-	D30055	5.00x12	WHEEL	RAD
10	10	12	12	16	D30000046	5.00x16	WHEEL	RAD
11	10	-	-	-	D30000074	7x12	INNER TUBE	REIFENSCHLAUCH
12	10	12	12	16	D30000120	7.50x16	INNER TUBE	REIFENSCHLAUCH
13	10	-	-	-	D30017	7x12 PR6TR	TYRE	REIFEN
14	10	12	12	16	D30000090	7.5x16 6PR	TYRE	REIFEN
15	10	-	-	-	147080	7x12	WHEEL ASS'Y	RAD, MONTIERT
16	10	12	12	16	153990	7.5x16 6PR	WHEEL ASS'Y	RAD, MONTIERT
17	1	6	6	9	280664	4-8095	KEY 8*12*60	KEIL 8*12*60
18	1	-	-	-	14059	3-14059A	HUB WITH SPROCKET	NABEN MIT ANTRIEBSRAD
19	4	1	1	1	15355	3-15355	DRIVE CHAIN SPROCKET	ANTRIEBSRAD
20	-	-	-	-	CEUCP0208	UCP208 K	PEDESTAL BEARING	BOCKLAGER
21	-	8	8	8	CEUCFC208	UCFC 208	PEDESTAL BEARING	BOCKLAGER
22	5	-	-	-	A0E151514	12x65 8.8	SCREW, HEX	SCHRAUBE, HEX
23	50	60	60	80		M14x35	SCREW, HEX	SCHRAUBE, HEX
24	5	-	-	-		M12 IL	NUT, HEX	MUTTER, HEX
25	50	60	60	80	AGE113014	M14 IL	NUT, HEX	MUTTER, HEX
26	2	-	-	-	14098	4-14098	SPACER	ABSTANDBUCHSE
27	-	-	-	2	D15367	3-15367	SPACER 111 MM	ABSTANDBUCHSE 111MM
28	-	2	2	4	D15366	3-15366	SPACER 81 MM	ABSTANDBUCHSE 81MM
29	2	8	8	8	14096	4-14096	TUKIPRIKKA	BRICKA
30	8	-	-	-	CV0104420	40/44/20	DRYMET	DRYMET
31	2	-	-	-	14097	4-14097	SPACER	ABSTANDBUCHSE
32	-	2	2	-	D15365	3-15365	SPACER 55 MM	ABSTANDBUCHSE 55MM
33	-	8	8	8	AGC113014	M12 IL	NUT, HEX	MUTTER, HEX
34	-	8	8	8	A10900	M12*70	SCREW, HEX	SCHRAUBE, HEX
35	-	7	7	7	D15357	3-15357	RETAINER BUSHING	AUFHALTERBUCHSE
36	4	-	-	-	BJ6510001	M8 1.25/90	GREASE NIPPLE	FETTNIPPEL
37	-	2	2	2	15364	N8*1.25 45°	GREASE NIPPLE	FETTNIPPEL
38	-	8	8	8	3-15364	3-15364	SPACER	DISTANZSCHEIBE
39	50	60	60	80	B61255	M14	SPRING WASHER	FEDERSCHWEIBE

**REAR HARROW
HINTEREGGE**



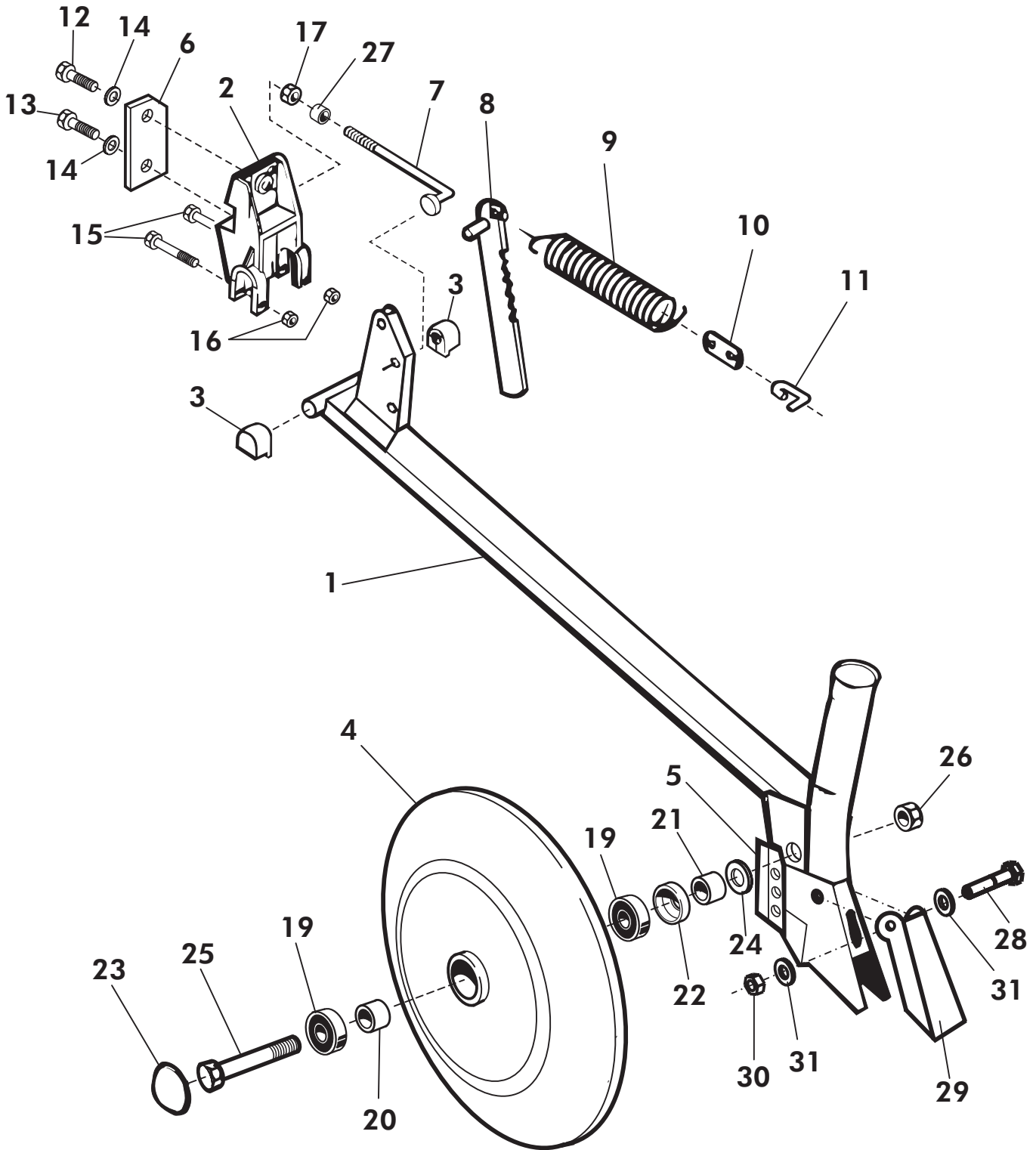
REF	2500T	3000T	3000ST	4000ST	PART NO.	CODE	DESCRIPTION	BESCHREIBUNG
REF	QTY/ST	QTY/ST	QTY/ST	QTY/ST	TEIL NR	CODE	REAR HARROW	HINTEREGGE
1	1	-	-	-	14816	3-14816	HARROW FRAME	EGGERAHMEN
1	-	1	1	-	14811	3-14811	HARROW FRAME	EGGERAHMEN
1	-	-	-	1	14814	3-14814	HARROW FRAME	EGGERAHMEN
2	22	26	26	34	D15182	3-15182	HARROW SPIKE	EGGESPIKE
3	1	1	1	1	14799R	3-14799	ARM	ARM
4	2	2	2	2	E34471	34471 6*40*200	DRAW-SPRING	ZUGFEDER
5	2	2	2	2		M16x50	SCREW, HEX	SCHRAUBE, HEX
6	2	2	2	2		M16 IL	NUT, HEX	MUTTER, HEX
7	2	2	2	2		AM 20*35	SCREW, HEX	SCHRAUBE, HEX
8	2	2	2	2		M20 IL	NUT, HEX	MUTTER, HEX
9	2	2	2	2		M16 IL	NUT, HEX	MUTTER, HEX
10	2	2	2	2		M16*35	SCREW, HEX	SCHRAUBE, HEX
11	2	2	2	2		M16 30/18*3	WASHER	SCHEIBE
12	22	26	26	34	A0A151014	M10*35 8.8	SCREW, HEX	SCHRAUBE, HEX
13	22	26	26	34	B5A0V1524	M10	WASHER	SCHEIBE
14	22	26	26	34	AGA113014	M10 IL	NUT, HEX	MUTTER, HEX
15	22	26	26	34		M10	WASHER	SCHEIBE

**FERTILIZER COULTER
DÜNGER ANLAGE**



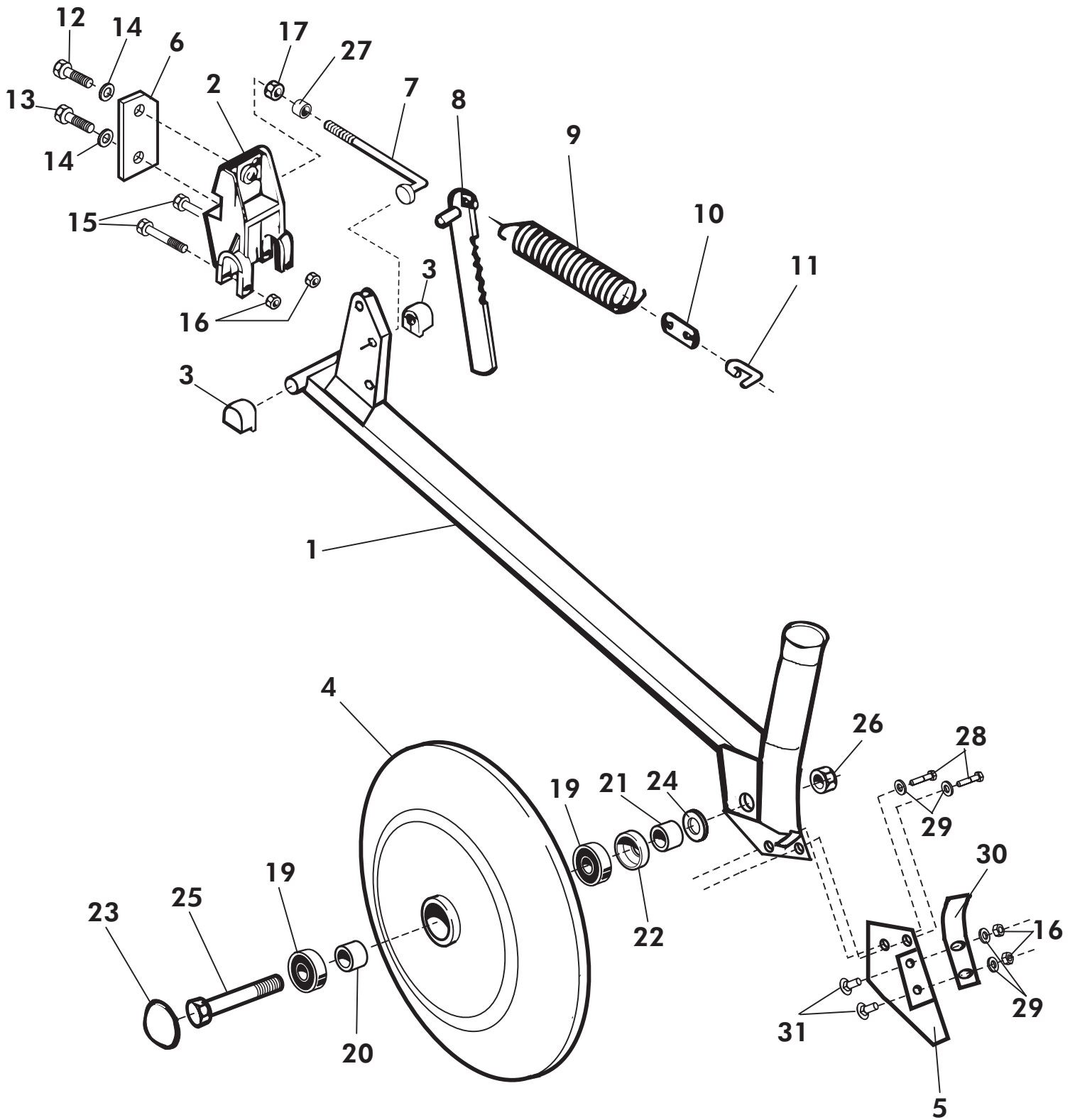
REF	2500T	3000T	3000ST	4000ST	PART NO.	CODE	DESCRIPTION	BESCHREIBUNG
REF	QTY/ST	QTY/ST	QTY/ST	QTY/ST	TEIL NR	CODE	FERTILIZER COULTER	DÜNGER ANLAGE
1	10	12	12	16	137251	1-1470	FERTILIZER COULTER ASS'Y	DÜNGER ANLAGE
2	10	12	12	16	D30481	2-2897	SPRING	FEDER
3	10	12	12	16	137252	2-2896	COULTER FEED TUBE	ANLAGE FÜHRUNGSRÖHRE
	10	12	12	16	137265	4-8625	COULTER TIP	ANLAGE SPITZE
	10	12	12	16	13101	4-13101	COULTER TIP, HARD FACED	ANLAGE SPITZE, HARTAUFSCHWEISSEN
4	10	12	12	16	137266	4-14115	COULTER TIP, SINTERED	ANLAGE SPITZE, HARTMETALL
5	10	12	12	16	137249	3-4313	SPRING BRACKET	FEDERKLAMMER
6	10	12	12	16	A10900	M12X70 8.8	SCREW, HEX	SCHRAUBE, HEX
7	10	12	12	16	131240	M12	SPRING WASHER	FEDERSCHEIBE
8	10	12	12	16	131160	M12	NUT, HEX	MUTTER, HEX
9	10	12	12	16	142480	M12X35 8.8	SCREW, HEX	SCHRAUBE, HEX
10	10	12	12	16	125039	M10	WASHER	SCHEIBE
11	10	12	12	16	A51151	M10 IL	NUT, HEX	MUTTER, HEX
12	10	12	12	16	236315	M10X35	SCREW, HEX	SCHRAUBE, HEX
	10	12	12	16	284510	M12 IL	NUT, HEX	MUTTER, HEX

SINGLE DISC WEDGED COULTER KEILSCHEIBENANLAGE



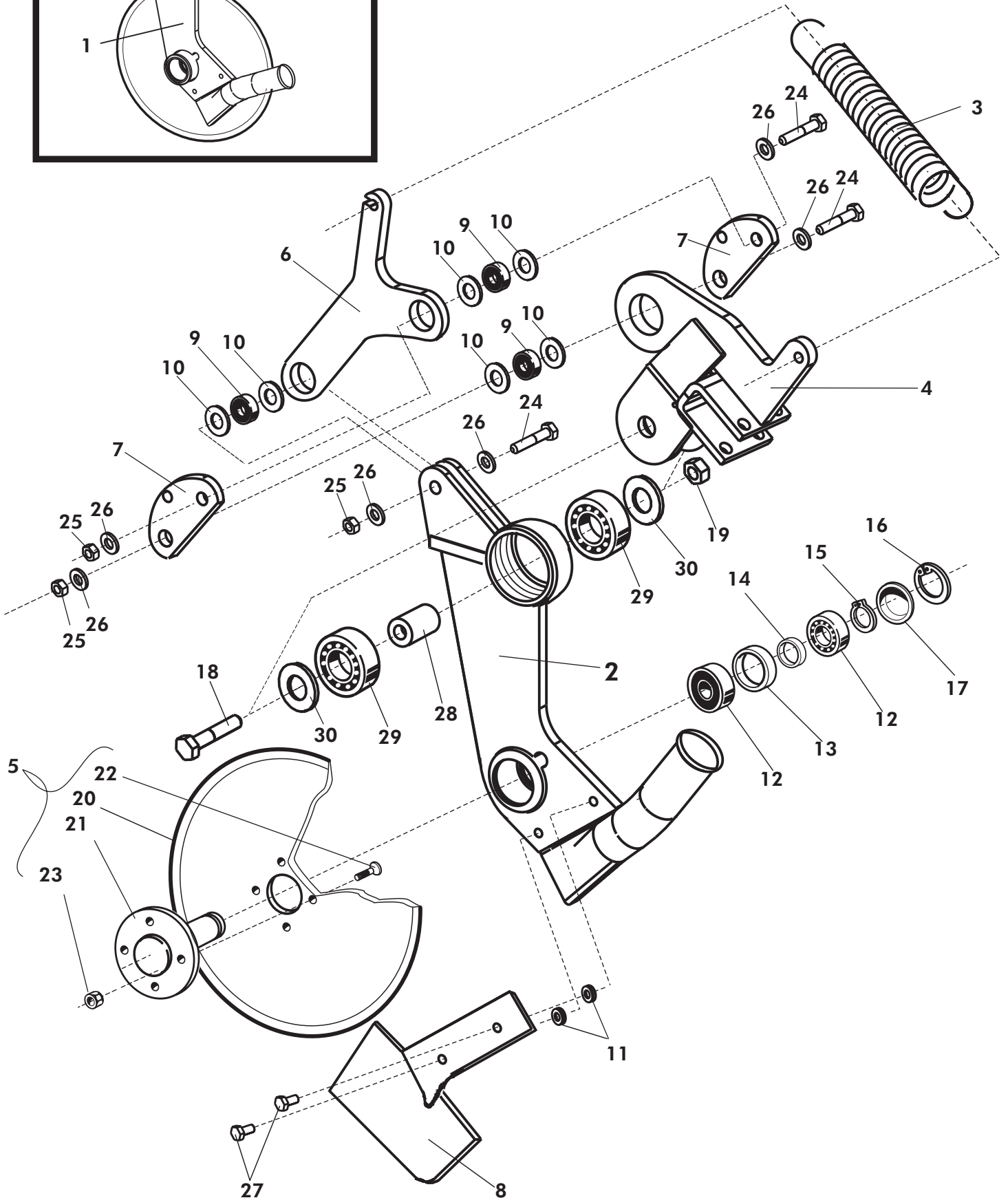
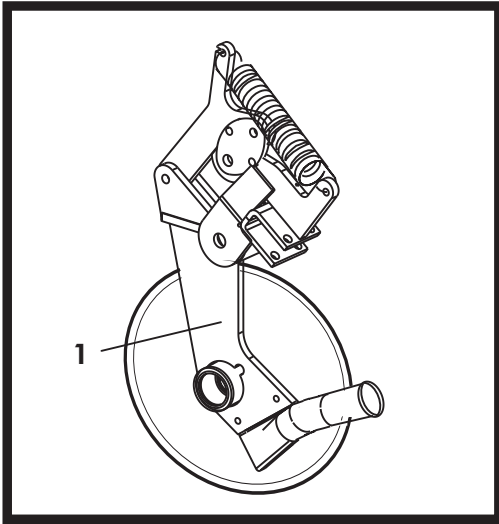
REF REF	2500T QTY/ST	3000T/ST QTY/ST	4000ST QTY/ST	PART NO. TEIL NR	CODE CODE	DESCRIPTION SINGLE DISC WEDGED COULTER	BESCHREIBUNG KEILSCHEIBENANLAGE
1	10	12	16	137280		COULTER ASS'Y, FRONT	ANLAGE, MONTIERT, VORN
	10	12	16	137270		COULTER ASS'Y, REAR	ANLAGE, MONTIERT, HINTER
	10	12	16	137281	3-12511	COULTER ARM, FRONT	ANLAGEARM, VORN
	10	12	16	137271	3-12510	COULTER ARM, REAR	ANLAGEARM, HINTER
2	20	24	32	137290	3-4065	COULTER BRACKET	ANLAGEKLAMMER
3	40	48	64	D40048		BEARING	LAGER
4	20	24	32	131070	3-12876	COULTER DISC	ANLAGEPLATTE
5	10	12	16	161407	4-5353	WIPER DISC, FRONT	SCHMUTZABSTREIFER, VORN
	10	12	16	161407	4-5353	WIPER DISC, REAR	SCHMUTZABSTREIFER, HINTER
6	20	24	32	137287	4-12550	RETAINER	AUFNAHMESTÜCK
7	20	24	32	15816	4-15816	SUPPORT BOLT	STÜTZSCHRAUBE
8	20	24	32	137285	3-12605	PLATE	PLATTE
9	20	24	32	R730504	4-8185	DRAW-SPRING	ZUGFEDER
10	10	12	16	12783	4-12783	DRAW ROD, FRONT COULTER	ZIEHHEISEN, VORN
	10	12	16	12013	4-12013	DRAW ROD, REAR COULTER	ZIEHHEISEN, HINTER
11	20	24	32	137292	4-12573	CROOK	KRÜCKE
12	20	24	32	A08050	M10X75 8.8	SCREW, HEX	SCHRAUBE, HEX
13	20	24	32	A08500	M10X55 8.8	SCREW, HEX	SCHRAUBE, HEX
14	40	48	64	131270	M10	SPRING WASHER	FEDERSCHEIBE
15	40	48	64	A061A1	M6X40 8.8	SCREW, HEX	SCHRAUBE, HEX
16	40	48	64	A50451	M6 IL	SCREW, HEX	SCHRAUBE, HEX
17	20	24	32	132030	M8 IL	SCREW, HEX	SCHRAUBE, HEX
18	60	72	96	131130	4X8	SUNK RIVET	VERSEKNIET
19	40	48	64	131050	6201	BALL BEARING	KUGELLAGER
20	20	24	32	131080	4-2659	SPACER	ABSTANDBUCHSE
21	20	24	32	131090	4-2658	PACKING SLEEVE	DICHTBUCHSE
22	20	48	64	131100	Z002	Z-LAMELLA, ASS'Y	Z-LAMELLE, MONTIERT
23	20	24	32	131030	4-2668	DUST CAP	STAUBSCHUTZ
24	20	24	32	131110		COVER PLATE	ABSCHLUSSDECKEL
25	20	24	32	131040	M12X70 8.8	COULTER SHAFT	ANLAGEACHSE
26	20	24	32	131160	M12 IL	SCREW, HEX	SCHRAUBE, HEX
27	20	24	32	15186	4-15186	SPACER	ABSTANDBUCHSE
28	20	24	32	A01270	M5X40	SCREW, HEX	SCHRAUBE, HEX
29	20	24	32	15185	3-15185	REAR COVER	SCHUTZ, HINTER
30	20	24	32	AG5113014	M5	SCREW, HEX	SCHRAUBE, HEX
31	40	48	64	B550A1024	M5	WASHER	SCHEIBE

SINGLE DISC WEDGED COULTER, JAPAN
KEILSCHEIBENANLAGE, JAPAN



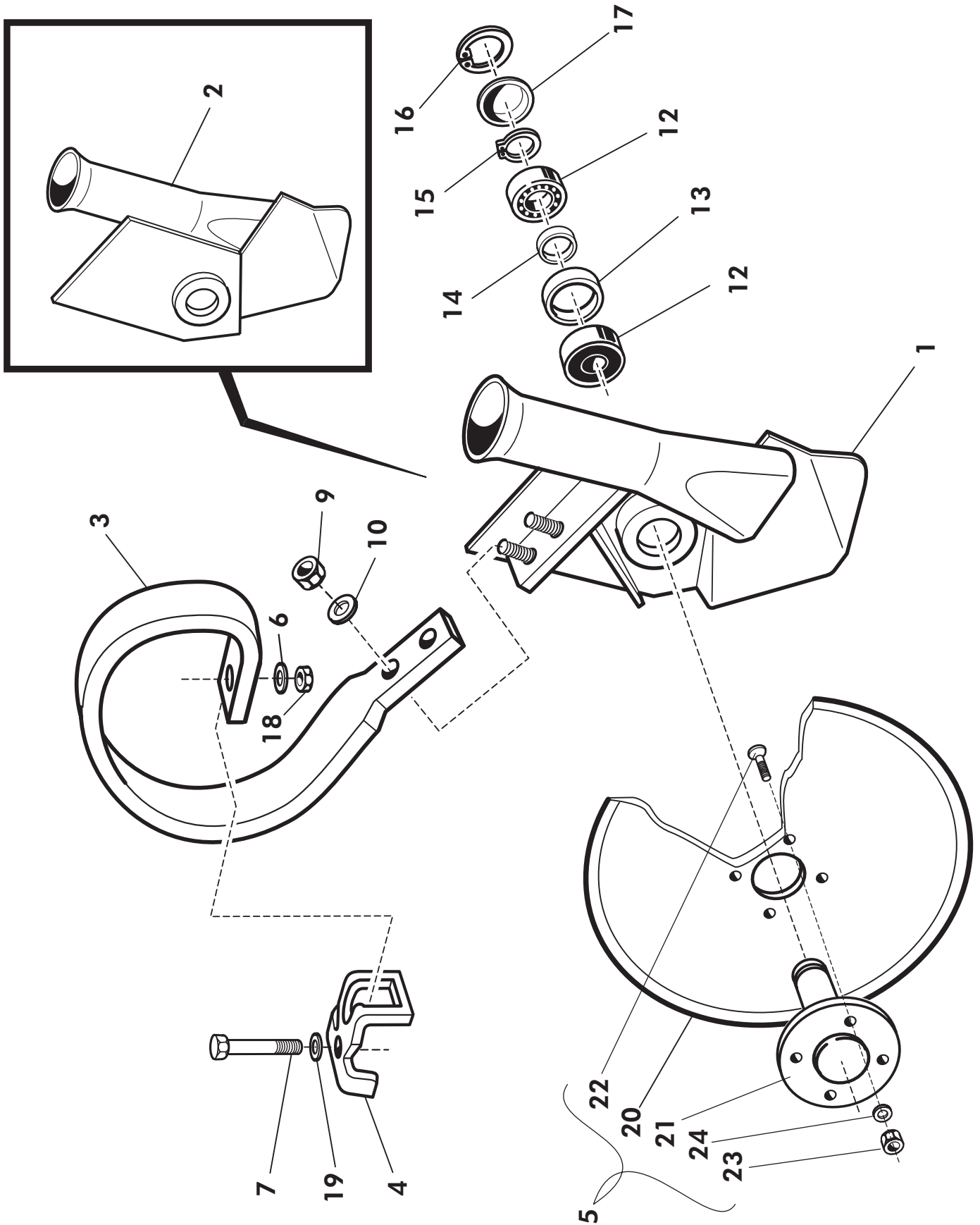
REF	2500T	3000T/ST	4000ST	PART NO.	CODE	DESCRIPTION	BESCHREIBUNG
REF	QTY/ST	QTY/ST	QTY/ST	TEIL NR	CODE	SINGLE DISC	KEILSCHEIBENANLAGE,
						WEDGED COULTER, JAPAN	JAPAN
1	10	12	16	128810		COULTER ASS'Y, FRONT	ANLAGE, MONTIERT, VORN
	10	12	16	128820		COULTER ASS'Y, REAR	ANLAGE, MONTIERT, HINTER
	10	12	16	137276	3-12511	COULTER ARM, FRONT	ANLAGEARM, VORN
	10	12	16	137276	3-12510	COULTER ARM, REAR	ANLAGEARM, HINTER
2	20	24	32	137276	3-4065	COULTER BRACKET	ANLAGEKLAMMER
3	40	48	64	D40048157	4-8157	BEARING	LAGER
4	20	24	32	131070	3-12876	COULTER DISC	ANLAGEPLATTE
5	20	24	32	15157	3-15157	WIPER DISC	SCHMUTZABSTREIFER
6	20	24	32	137287	4-12550	RETAINER	AUFNAHMESTÜCK
7	20	24	32	15816	4-15816	SUPPORT BOLT	STÜTZSCHRAUBE
8	20	24	32	137288	3-12605	PLATE	PLATTE
9	20	24	32	D14818500	4-8185	DRAW-SPRING	ZUGFEDER
10	10	12	16	12783	4-12783	DRAW ROD, FRONT COULTER	ZIEHEISEN, VORN
	10	12	16	12013	4-12013	DRAW ROD, REAR COULTER	ZIEHEISEN, HINTER
11	20	24	32	137292	4-12573	CROOK	KRÜCKE
12	20	24	32	A08050	M10X75 8.8	SCREW, HEX	SCHRAUBE, HEX
13	20	24	32	A08500	M10X55 8.8	SCREW, HEX	SCHRAUBE, HEX
14	40	48	64	131270	M10	SPRING WASHER	FEDERSCHEIBE
15	40	48	64	A061A1	M6X40 8.8	SCREW, HEX	SCHRAUBE, HEX
16	80	92	128	AG6113014	M6 IL	SCREW, HEX	SCHRAUBE, HEX
17	20	24	32	132030	M8 IL	SCREW, HEX	SCHRAUBE, HEX
18	60	72	96	131130	4X8	SUNK RIVET	VERSENKNIET
19	40	48	64	CE6201000	6201	BALL BEARING	KUGELLAGER
20	20	24	32	D131325000	4-2659	SPACER	ABSTANDBUCHSE
21	20	24	32	D131327000	4-2658	PACKING SLEEVE	DICHTBUCHSE
22	20	48	64	131100	Z002	Z-LAMELLA, ASS'Y	Z-LAMELLE, MONTIERT
23	20	24	32	131324000	4-2668	DUST CAP	STAUBSCHUTZ
24	20	24	32	131110		COVER PLATE	ABSCHLUSSDECKEL
25	20	24	32	A0C2A1514	M12X70 8.8	COULTER SHAFT	ANLAGEACHSE
26	20	24	32	AGC113014	M12 IL	SCREW, HEX	SCHRAUBE, HEX
27	20	24	32	15186	4-15186	SPACER	ABSTANDBUCHSE
28	40	48	64	A060C1024	M6X12 8.8 ZN	SCREW, HEX	SCHRAUBE, HEX
29	80	92	128	B580V1544	M8 ZN	BODY WASHER	SCHEIBE
30	20	24	32	14868	3-14868	REAR SCRAPER	SCHABER, HINTER
31	40	48	64	A01970	M6*16 4.6ZN	LOCKING SCREW	FESTSTELLSCHRAUBE

DISC FERTILIZER COULTER, MULTILINK DÜNGERSCHEIBENANLAGE, MULTILINK



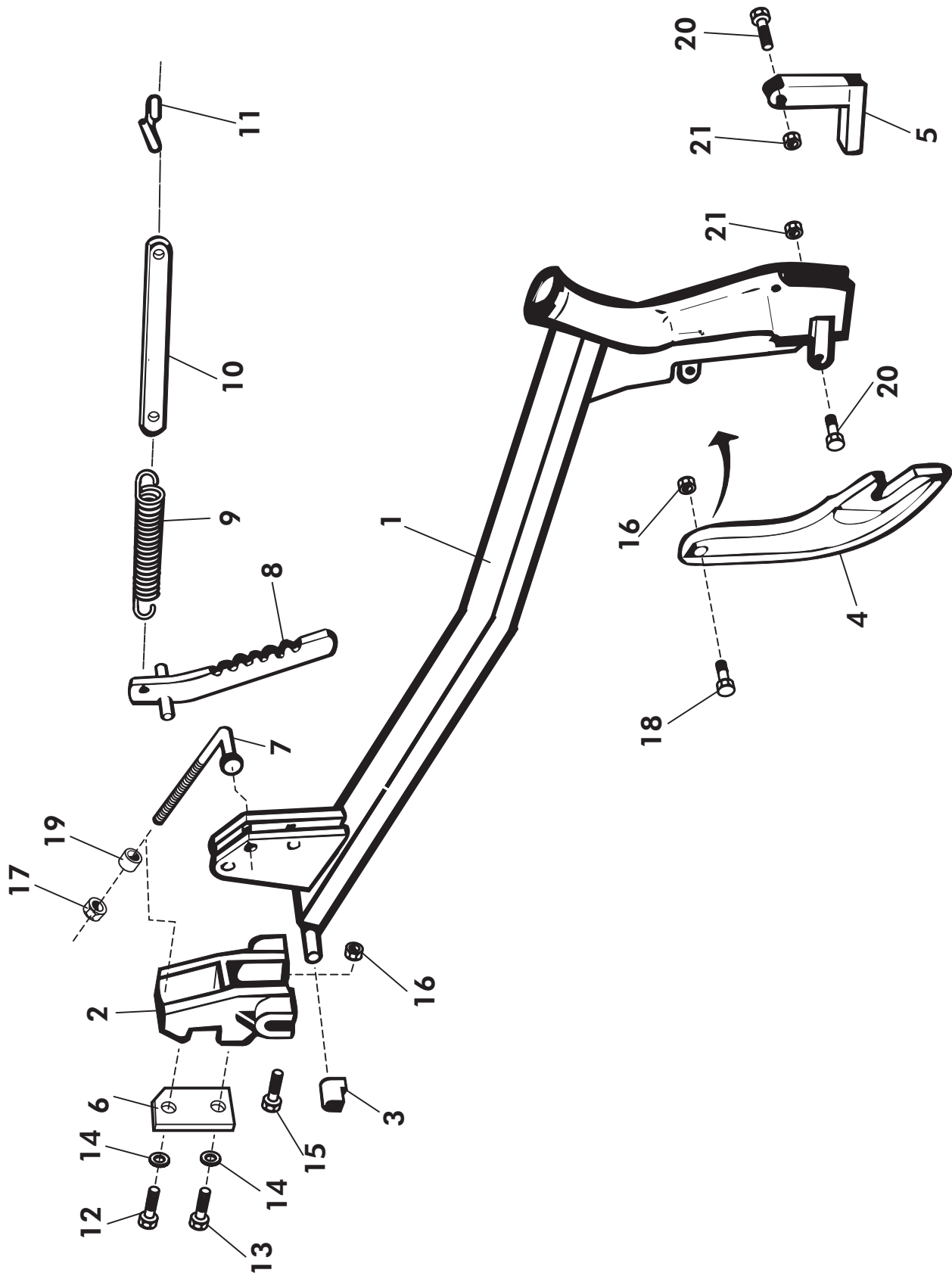
REF	2500T	3000T/ST	4000ST	PART NO.	CODE	DESCRIPTION	BESCHREIBUNG
REF	QTY/ST	QTY/ST	QTY/ST	TEIL NR	CODE	DISC FERTILIZER	DÜNGERSCHEIBENANLAGE
						COULTER, MULTILINK	MULTILINK
1	5	6	8	15198		DISC FERTILIZER COULTER	DÜNGERSCHEIBENANLAGE
2	5	6	8	15199		FRONT	VORN
3	10	12	16	151980		DISC FERTILIZER COULTER	DÜNGERSCHEIBENANLAGE
4	10	12	16	3483-4471		REAR	HINTER
5	10	12	16	15200	E34471	COULTER FEED PIPE, FRONT	ANLAGE FÜHRUNGSRÖHRE, VORN
6	10	12	16	16011	3-15200	COULTER FEED PIPE, REAR	ANLAGE FÜHRUNGSRÖHRE, HINTER
7	20	24	32	14997	3-16011	DRAW-SPRING	ZUGFEDER
8	10	12	16	14996	3-14997	SUPPORT LINK	TRAGGLIED
9	30	36	48	15391B	3-14996	DISC ASS'Y	PLATTE, MONTIERT
10	60	72	96	CE62012RS	3-15391B	YOKE	BÜGEL
11	20	24	32	16012	6201 2 RS	LINK	GELENK
12	20	24	32	14987	4-16012	SCRAPER	SCHABER
13	10	12	16	CE6005	3-14987	BEARING	LAGER
14	10	12	16	14373	6005 1RS	RUBBER WASHER	DISTANZSCHEIBE
15	10	12	16	14372	3-14373	BALL BEARING	GUMMISCHEIBE
16	10	12	16	BHOS10S14	3-14372	SPACER, LARGE	KUGELLAGER
17	10	12	16	BH1H12F21	A25x1,25	SPACER, SMALL	ABSTANDBUCHSE, GROSS
18	10	12	16	13813	J47x1,75	CIRCLIP	ABSTANDBUCHSE, KLEINE
19	10	12	16	A13835	4-13813	CIRCLIP	SEEGERING
20	10	12	16	AGL113014	M20X90	DUST CAP	SEEGERING
21	10	12	16	16009	M20	SCREW, HEX	STAUBSCHUTZ
22	40	48	64	D16010	3-16009	NUT, HEX	SCHRAUBE, HEX
23	40	48	64	A080L4511	3-16010	DISC	MUTTER, HEX
24	30	36	48	AG8113014	M8X25 10.9 UPPOK.	SHAFT	PLATTE
25	30	36	48	A10515	M8 IL	SCREW, COUNTERSUNK	ACHSE
26	60	72	96	B5C0R2024	M12X55	NUT, HEX	SCHRAUBEGESENKT
27	10	12	16	A0A0L1514	M12	SCREW, HEX	MUTTER, HEX
28	10	12	16	D15315	M12	NUT, HEX	SCHRAUBE, HEX
29	20	24	32	CE62062RS	M12	WASHER	MUTTER, HEX
30	20	24	32	15316	M10X20	SCREW, HEX	SCHEIBE
					3-15315	SPACER	SCHRAUBE, HEX
					6206 2RS	BEARING	ABSTANDBUCHSE
					3-15316	SPACER	LAGER
							DISTANZSCHEIBE

**DISC FERTILIZER COULTER
DÜNGERSCHEIBENANLAGE**

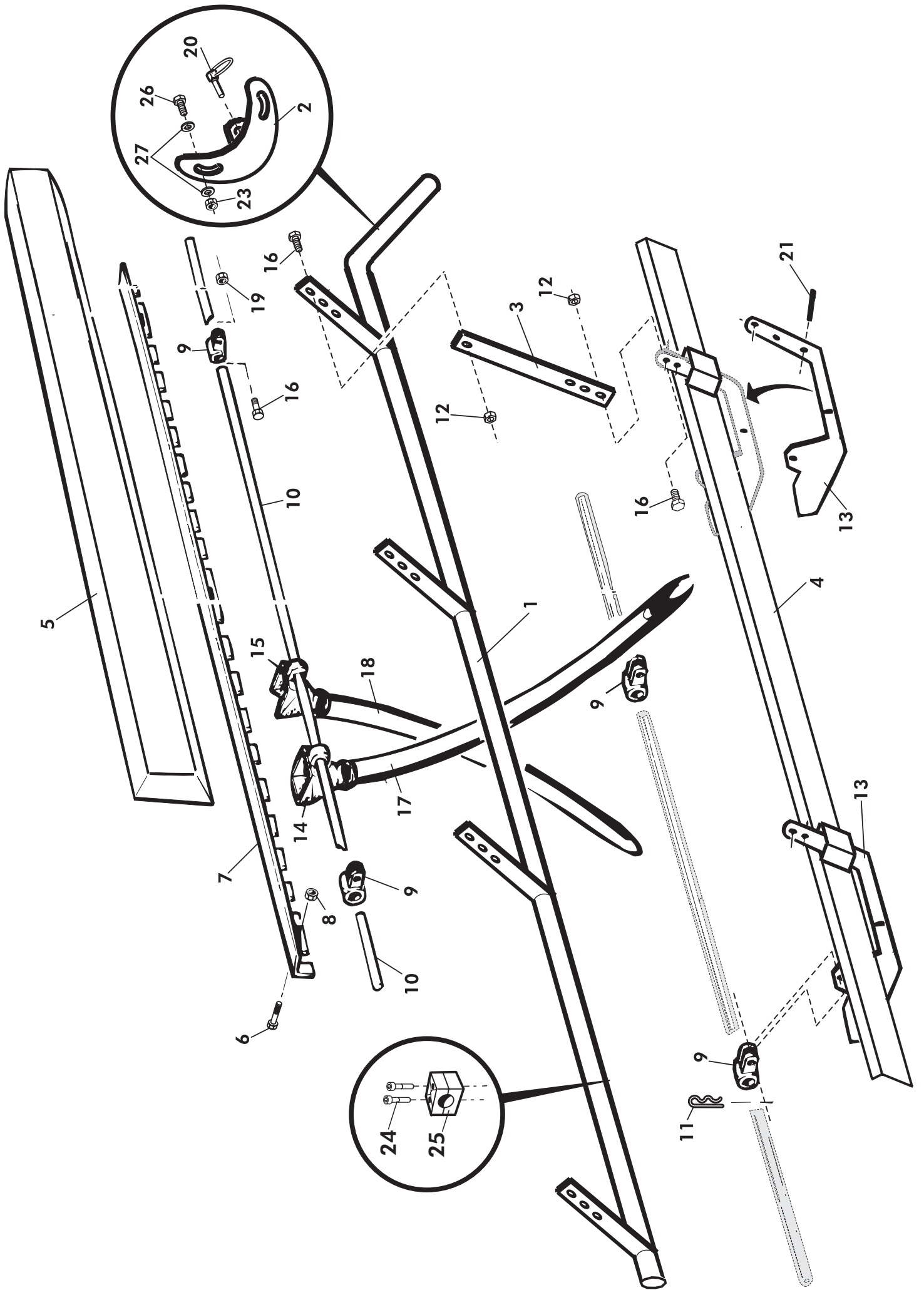


REF	2500T QTY/ST	3000T/ST QTY/ST	4000ST QTY/ST	PART NO. TEIL NR	CODE CODE	DESCRIPTION DISC FERTILIZER COULTER	BESCHREIBUNG DÜNGERSCHEIBENANLAGE
	5	6	8	14362		DISC FERTILIZER COULTER FRONT	DÜNGERSCHEIBENANLAGE VORN
	5	6	8	14360		DISC FERTILIZER COULTER REAR	DÜNGERSCHEIBENANLAGE HINTER
1	5	6	8	14357	3-14357	COULTER FEED PIPE, FRONT	ANLAGE FÜHRUNGSRÖHRE, VORN
2	5	6	8	14361	3-14357	COULTER FEED PIPE, REAR	ANLAGE FÜHRUNGSRÖHRE, HINTER
3	10	12	16	14352	3-14352	SPRING	FEDER
4	10	12	16	14354	3-14354	COULTER BRACKET	ANLAGEKLAMMER
5	10	12	16	14355	3-14355	DISC, ASS'Y	PLATTE, MONTIERT
6	10	12	16	B5GOU3514	M16	SPRING WASHER	FEDERSCHWEIBE
7	10	12	16		M16x70	SCREW, HEX	SCHRAUBE, HEX
9	20	24	32		M12 12.9	NUT, HEX	MUTTER, HEX
10	20	24	32		M12	SPRING WASHER	FEDERSCHWEIBE
12	20	24	32	CE6005	6005 1RS	BALL BEARING	KUGELLAGER
13	10	12	16	14373	3-14373	SPACER, LARGE	ABSTANDBUCHSE, GROSS
14	10	12	16	14372	3-14372	SPACER, SMALL	ABSTANDBUCHSE, KLEINE
15	10	12	16	BHOS10S14	A25x1,25	CIRCLIP	SEEGERING
16	10	12	16	BH1H12F21	J47x1,75	CIRCLIP	SEEGERING
17	10	12	16	13813	4-13813	DUST CAP	STAUBSCHUTZ
18	10	12	16	AGG113014	M16 IL	NUT, HEX	MUTTER, HEX
19	10	12	16	B61450	M16	WASHER	SCHEIBE
20	10	12	16	14963	3-14963	DISC	PLATTE
21	10	12	16	14961	3-14961	SHAFT	ACHSE
22	40	48	64	A02655	M6*20 10.9	SCREW	SCHRAUBE
23	40	48	64	AG6111014	M6	NUT, HEX	MUTTER, HEX
24	40	48	64	B560B1614	M6	SPRING WASHER	FEDERSCHWEIBE

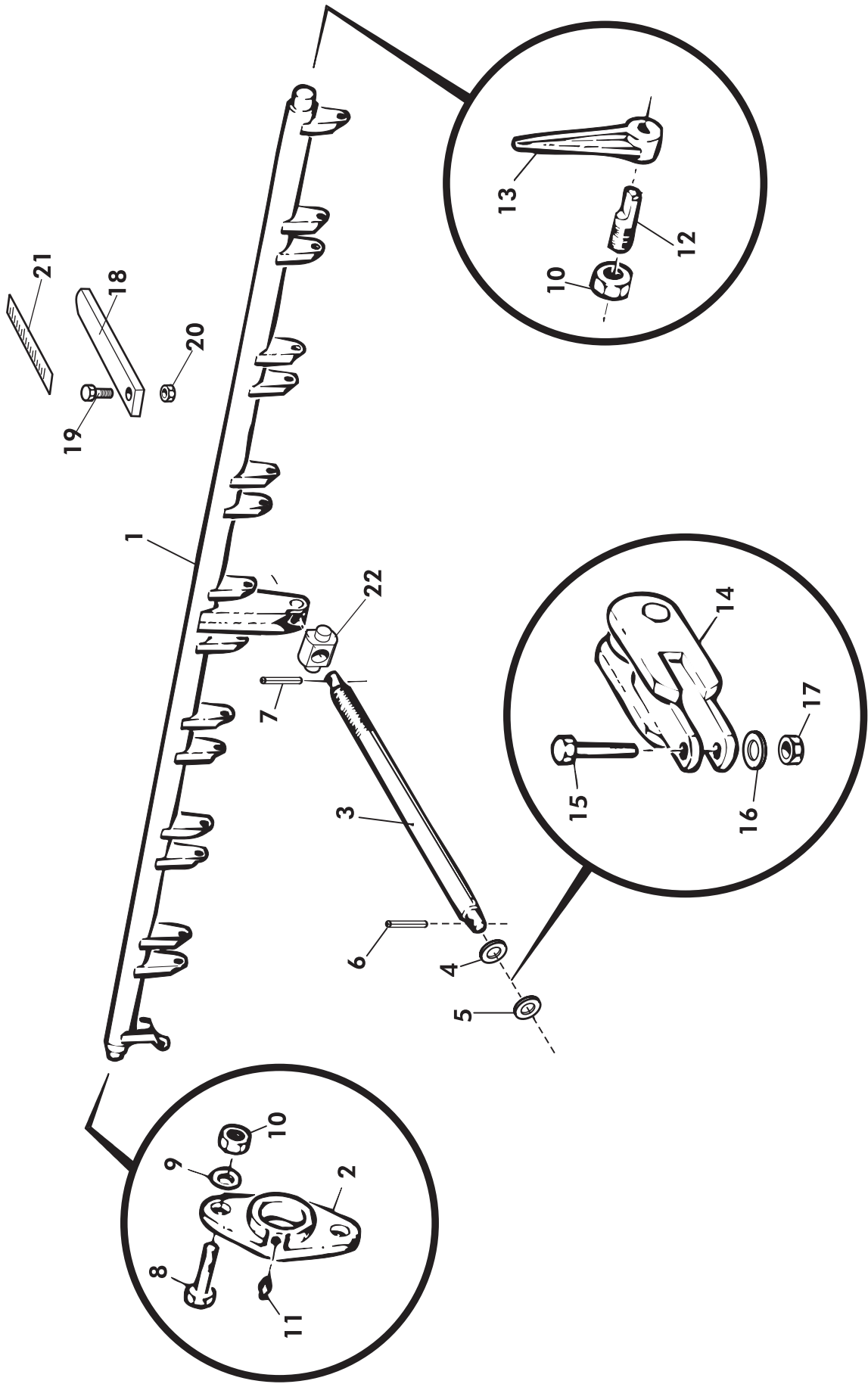
SUFFOLK COULTER SUFFOLK ANLAGE



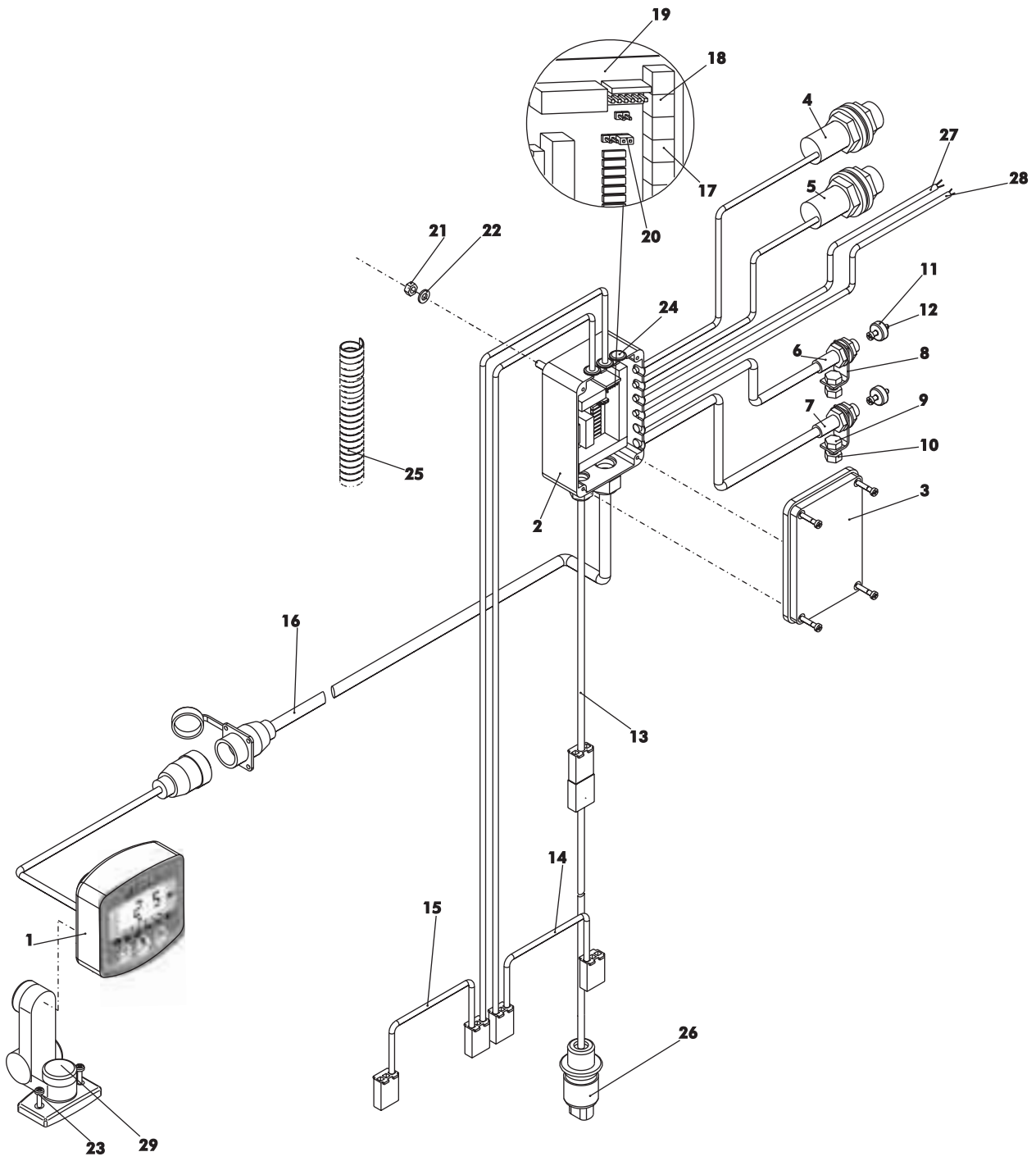
REF	2500	3000	4000	PART NO.	CODE	DESCRIPTION	BESCHREIBUNG
REF	QTY/ST	QTY/ST	QTY/ST	TEIL NR	CODE	SUFFOLK COULTER	SUFFOLK ANLAGE
1	10	12	16	15232	3-15232	COULTER ARM, FRONT	ANLAGEARM, VORN
	10	12	16	15232T	3-15232T	COULTER ARM, VORN	ANLAGEARM, HINTER
2	20	24	32	137290	4-4065	COULTER BRACKET	ANLAGEKLAMMER
3	40	48	64	D40048157	4-8157	BEARING	LAGER
4	20	24	32	130678	2-2791	COULTER TIP	ANLAGE SPITZE
5	20	24	32	130685	4-8261	CLOGGING GUARD	BLOCKIERENDSCHUTZ
6	20	24	32	137287	4-12550	RETAINER	AUFNAHMESTÜCK
7	20	24	32	15816	4-15816	SUPPORT BOLT	STÜTZSCHRAUBE
8	20	24	32	137285	4-12605	PLATE	PLATTE
9	20	24	32	D14818500	4-8185	DRAW-SPRING 4*32*155	ZUGFEDER 4*32*155D
10	10	12	16	12783	4-12783	DRAW ROD, FRONT COULTER	ZIEHEISEN, VORN
	10	12	16	12013	4-12013	DRAW ROD, REAR COULTER	ZIEHEISEN, HINTER
11	20	24	32	137292	4-12573	CROOK	KRÜCKE
12	20	24	32	A08050	M10X55 8.8	SCREW, HEX	SCHRAUBE, HEX
13	20	24	32	A08500	M10X75 8.8	SCREW, HEX	SCHRAUBE, HEX
14	40	48	64	B60900	M10	SPRING WASHER	FEDERSCHEIBE
15	40	48	64	A061A1524	M6X40 8.8	SCREW, HEX	SCHRAUBE, HEX
16	60	48	64	AG6113014	M6 IL	NUT, HEX	MUTTER, HEX
17	20	24	32	AGA113014	M10 IL	NUT, HEX	MUTTER, HEX
18	20	24	32	A02800	M6X25	SCREW, HEX	SCHRAUBE, HEX
19	20	24	32	15186	4-15186	SPACER	ABSTANDBUCHSE
20	20	24	32	A01150	M5X25	SCREW, HEX	SCHRAUBE, HEX
21	20	24	32	AG5113014	M5 IL	NUT, HEX	MUTTER, HEX
	10	12	16	10300		COULTER, FRONT	ANLAGE, VORN
	10	12	16	10301		COULTER, REAR	ANLAGE, HINTER



REF	2500	3000T	3000ST	4000	PART NO.	CODE	DESCRIPTION	BESCHREIBUNG
REF	QTY/ST	QTY/ST	QTY/ST	QTY/ST	TEIL NR	CODE	FEED TUBES, SEED	FÜHRUNGSRÖHRE, SAAT
1	1	-	-	-	15418	3-15418	TORSION BAR	DREHSTAB
	-	1	-	-	15418B	3-15418	TORSION BAR	DREHSTAB
	-	-	1	-	15410B	3-15410	TORSION BAR	DREHSTAB
	-	-	-	1	15410C	3-15410	TORSION BAR	DREHSTAB
2	1	1	1	1	15412	3-15412	ADJUSTING LEVER BASE	UNTERLAGE
3	1	1	-	-	15409B	3-15409	LINK	GELENK
	-	-	1	1	15409	3-15409	LINK	GELENK
4	1	-	-	-	15415	3-15415	CALIBRATION TRAY RAIL	KALIBRIERUNGBECHERGLEIS
	-	1	1	-	15415B	3-15415	CALIBRATION TRAY RAIL	KALIBRIERUNGBECHERGLEIS
	-	-	-	1	15415C	3-15415	CALIBRATION TRAY RAIL	KALIBRIERUNGBECHERGLEIS
5	2	-	-	-	137580	3-12569	CALIBRATION TRAY	KALIBRIERUNGBECHER
	-	2	2	-	147580	3-13007	CALIBRATION TRAY	KALIBRIERUNGBECHER
6	6	-	-	2	12915	M6*25	CALIBRATION TRAY	KALIBRIERUNGBECHER
	6	6	6	6	120421	M6*25	SCREW, HEX	SCHRAUBE, HEX
7	-	-	-	-	160824	2-2283	CALIBRATION TRAY GUIDE	KALIBRIERUNGBECHERLENKER
	2	2	2	-	140408	2-2283	CALIBRATION TRAY GUIDE	KALIBRIERUNGBECHERLENKER
	-	-	-	2	12918	3-12918	CALIBRATION TRAY GUIDE	KALIBRIERUNGBECHERLENKER
8	6	6	6	6	131810	M6	NUT, HEX	MUTTER, HEX
9	8	8	8	8	D30094	4-13378	AXLE BRACKET	ACHSE KLAMMER
10	2	-	-	-	160823	3-2700	SHAFT	ACHSE
	-	2	2	-	140403	3-2700	SHAFT	ACHSE
	-	-	-	2	12919	3-12619	SHAFT	ACHSE
11	10	10	10	10	125055		HAIR PIN COTTER	FEDERSPLINT
12	8	8	8	8		M6 IL	NUT, HEX	MUTTER, HEX
13	4	4	4	4	137050	3-12832	CALIBRATION TRAY ARM HIN.	KALIBRIERUNGBECHERARM
	-	-	-	-	137505	3-12551	CALIBRATION TRAY ARM NLS/KH	KALIBRIERUNGBECHERARM
14	10	12	12	16	125067	3-3034	HOPPER, SEED, REAR	TRICHTER, SAAT, HINTER
15	10	12	12	16	125068	3-3036	HOPPER, SEED, FRONT	TRICHTER, SAAT, VORN
16	8	8	8	8	120306	M6*20	SCREW, HEX	SCHRAUBE, HEX
17	10	12	12	16	137426	3-12574	FEED TUBE, SEED, REAR	AUFGABEROHR, SAAT, HINTER
18	10	12	12	16	137421	3-12574	FEED TUBE, SEED, FRONT	AUFGABEROHR, SAAT, VORN
19	8	8	8	8	131810	M6	NUT, HEX	MUTTER, HEX
20	1	1	1	1	BEC000002	10*40	LINCHPIN	ACHSNAGEL
21	4	4	4	4	125026	6*32	ROLL PIN	SPANNSTIFT
22								
23	10	10	10	10	AG8113014	M8 IL	NUT, HEX	MUTTER, HEX
24	8	8	8	8	A02810	M6*25	ALLEN SCREW	INBUSSCHRAUBE
25	4	4	4	4	D6C318	18MM C318	TUBE MOUNT	TUBEHALTER
26	2	2	2	2	A04700	M8*25	SCREW, HEX	SCHRAUBE, HEX
27	4	4	4	4		M8	WASHER	SCHEIBE

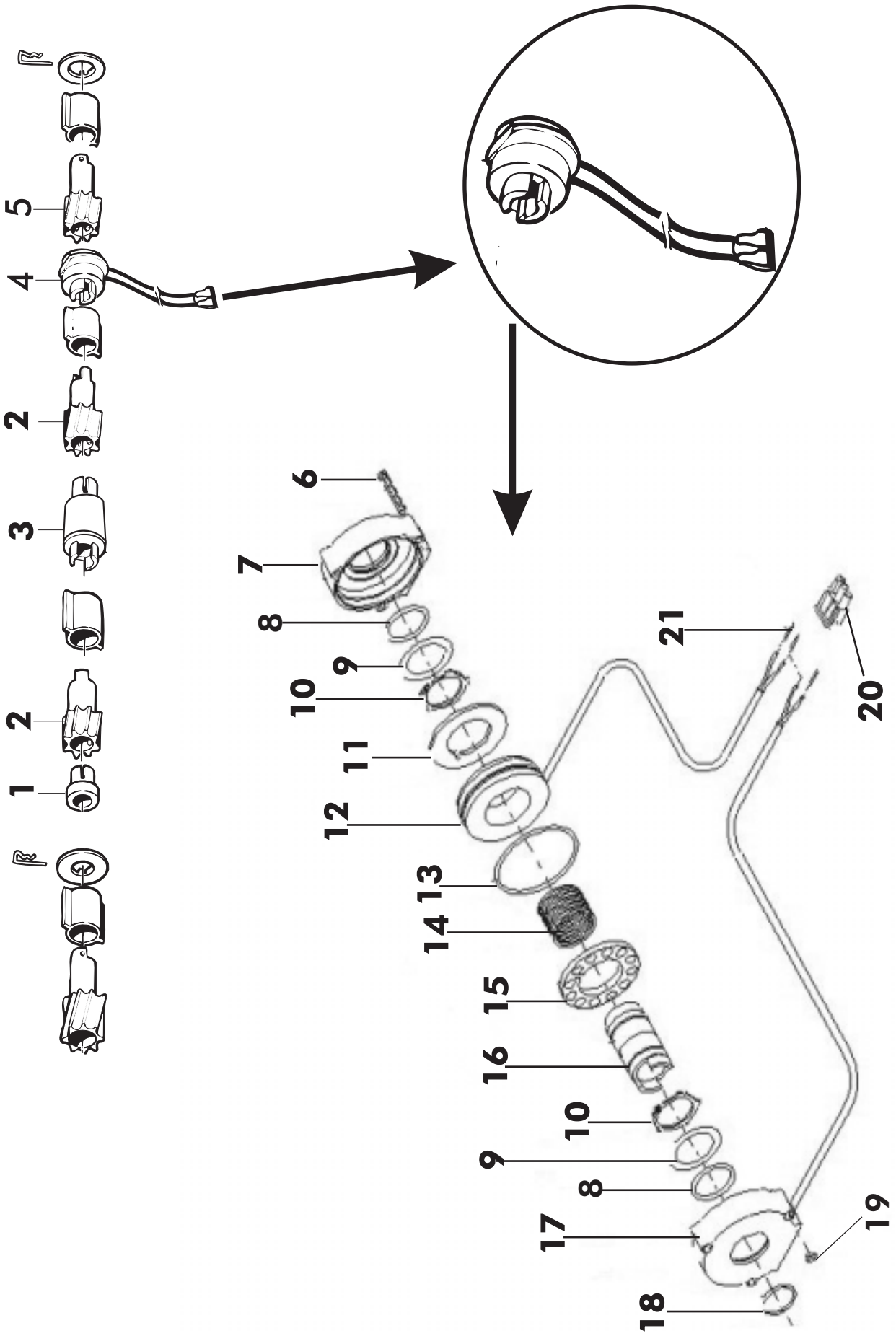


REF	2500	3000	4000	PART NO.	CODE	DESCRIPTION	BESCHREIBUNG
REF	QTY/ST	QTY/ST	QTY/ST	TEIL NR	CODE	CENTRAL CONTROL	ZENTRALSTEUERUNG
1	1	-	-	137201	3-12518	CENTRAL CONTROL SHAFT	ACHSE, ZENTRALSTEUERUNG
	-	1	-	147501	3-12953	CENTRAL CONTROL SHAFT, LH WITH TAP	ACHSE, ZENTRALSTEUERUNG, LINKS, MIT FINGER
	-	1	-	147502	3-12954	CENTRAL CONTROL SHAFT, RH WITH TAP	ACHSE, ZENTRALSTEUERUNG, RECHT, MIT FINGER
	-	-	1	148501	3-12892	CENTRAL CONTROL SHAFT, LH WITH TAP	ACHSE, ZENTRALSTEUERUNG, LINKS, MIT FINGER
	-	-	1	148502	3-12891	CENTRAL CONTROL SHAFT, LH WITH TAP	ACHSE, ZENTRALSTEUERUNG, RECHT, MIT FINGER
2	2	2	2	137209	4-8654	BEARING, FLANGED	FLANNSCHLAGER
3	2	-	-	137211	3-12514	COULTER ADJUSTMENT SCREW	ANLAGEREGULIERUNGSSCHRAUBE
4	-	2	2	13063	3-13063	COULTER ADJUSTMENT SCREW WASHER	ANLAGEREGULIERUNGSSCHRAUBE SCHEIBE
5	2	2	2		M16	WASHER	SCHEIBE
6	2	2	2		31/16*1.5	WASHER	SCHEIBE
7	2	2	2	128032	6*28	ROLL PIN	SPANNSTIFT
8	4	4	4	125026	6*32	ROLL PIN	SPANNSTIFT
9	4	4	4	131680	M8*20	SCREW, HEX	SCHRAUBE, HEX
10	4	4	4	133850	M8	SPRING WASHER	FEDERSCHNEIBE
11	2	2	2	130470	M8	NUT, HEX	MUTTER, HEX
12	1	-	-	132000	M6	GREASE NIPPLE	FETTNIPPEL
13	1	-	-	137099	4-12607	THREADED PEG	GEWINDEZAPFEN
14	1	-	-	D32700	4-7893	POINTER	ZEIGER
15	1	-	-	12789	3-12789	ROCKER BUSH BRACKET	KONSOLE
16	1	-	-		M12*70 8.8S	CREW, HEX	SCHRAUBE, HEX
17	1	-	-	131240	M12	SPRING WASHER	FEDERSCHNEIBE
18	-	2	2	131160	M12	NUT, HEX	MUTTER, HEX
19	-	2	2	13419	4-13419	SCALE	ANZEIGE
20	-	2	2		M8*20	SCREW, HEX	SCHRAUBE, HEX
21	-	2	2		M8 IL	NUT, HEX	MUTTER, HEX
22	-	1	1	14134	4-14134	DECAL	KLEBEBILD
	-	-	-	160904	4-4799	ADJUSTMENT SCREW	REGULIERUNGSSCHRAUBE



VIITE REF.	NRO NR.	KOODI KOD	NIMIKE	BESKRIVNING	BESCHREIBUNG	DESCRIPTION
ANM. REF.	NR. NO	CODE CODE				
1	S/HU/306-2-002	D40585	MONITORI	MONITOR	MONITOR	INSTRUMENT
2			KYTKENTÄRSÄJA KANSI	KOPPLINGSKÄPA DÄCK	ANSCHLUSSDOSE	JUNCTION BOX
3			ANTURI/APULANTA	SENSOR/GÖDSEL	ANSCHLUSSDOSEDECK	JUNCTION BOX LID
4	S/F713-009		ANTURI/SIEMEN	SENSOR/FRÖNIVÄ	INPULSGEBER/DÜNGER	SENSOR/FERT.LEVEL
5	S/F713-009		ANTURI/NOPEUS	SENSOR/HASTIGHET	INPULSGEBER/KERN	SENSOR/SEED LEVEL
6	S/Z782-006		ANTURI/LASKURI	SENSOR/BERÄKNING	INPULSGEBER/TEMPO	SENSOR/SPEED
7	S/Z782-006		ANTURIN PIDIN	SENSORHÄLLARE	IMPULSGEBER/ZÄHLER	SENSOR/TL. COUNT
8	14837	3-14837	KUUSIORUUVI	SEKANTSKRUV	HALTER FÜR IMPULSGEBER	SENSOR HOLDER
9	A080G1514	M8 X 16	KUUSIOMUTTERI	SEKANTMUTTER	SECHSKANTSCHRAUBE	HEX SCREW
10	Ag8113014	M8	MAGNEETTI	MAGNET	SECHSKANTMUTTER	HEX NUT
11	S/MG/193-1-020	16 X 6	MAGN.KIIN.RUUVI	MAGNET FÄST.SKRV	MAGNET	MAGNET
12		M4	SÄHKÖJOHDIN	STRÖMLEDNING	MAGN.AUFSPANNSCHRAUBE	SCREW, FOR MAGNET
13	S/CB/306-1-020		AJOURAMERK. 2	KÖRSPÅRMÄRKÖR 2	STROMLEITER	POWER LEAD
14	S/CB/306-1-025		AJOURAMERK. 1	KÖRSPÅRMÄRKÖR 1	FAHRSTRASSE BESCHRIFTUNG 2	TRAMLINE 2
15	S/CB/306-1-024		JOHTO MONITORILLE	LEDNING TILL MONIT.	FAHRSTRASSE BESCHRIFTUNG 1	TRAMLINE 1
16	S/T602-102		2-NAPAINEN IDC	2-POLIG IDC	LEITER FÜR MONITOR	INSTRUMENT LEAD
17	S/T602-103		3-NAPAINEN IDC	3-POLIG IDC	2-POL IDC	2-WAY IDC
18	S/A243-042		PIIRILEVY	KRETSKORT	3-POL IDC	3-WAY IDC
19	S/T607-040		JUMPPERI "HYPPYL."	JUMPER LINK	SCHALTBRETT	CIRCUIT BOARD
20	A50460	M6	KUUSIOMUTTERI	SEKANTMUTTER	JUMPER LINK	JUMPER LINK
21	B60505	M6 DIN 125	ALUSLEVY	BRICKA	SECHSKANTMUTTER	HEX NUT
22		4 X 18	PELTIRUUVI	SKRUV	UNTERLEGRING	WASHER
23			LÄPVIENTIERISTE	ISOLERING (GUMMI)	SCHRAUBE	SCREW
24	S/G730-014		SUOJASPIRAALI	SKYDDSPIRAL	ISOLATION AUS GUMMI	GROMMET
25	D55112	SS 32 - 400mm	SÄHKÖJOHDIN	STRÖMLEDNING	DECKUNG SPIRALE	PROTECTION SPIRAL
26	S/CB/306-2-020		SÄHKÖJOHDIN	STRÖMLEDNING	STROMLEITER	POWER LEAD
27			SÄHKÖJOHDIN	STRÖMLEDNING	STROMLEITER	POWER LEAD
28			SÄHKÖJOHDIN	STRÖMLEDNING	STROMLEITER	POWER LEAD
29	K/WIZ/MTG/BKT		KIINNITYSJALKA	FÄSTDETALJ	SPANINGLIED	MOUNTING BRACKET

V41



VIITE REF. ANM. REF.	NRO NR. NR. Number	KOODI KOD CODE CODE	NIMIKE	BESKRIVNING	BESCHREIBUNG	DESCRIPTION
1	14106	2 KPL/ST	PÄÄTYHOLKKI	HOLK	BIEBEL ACHSHALTER	END BUSHING
2	14104	4 KPL/ST	SYÖTTÖTELA	MATARVALS	AUFGABEWALZE	DELIVERING ROLLER
3	14725	2 KPL/ST	VÄLITYSHOLKKI	UTVÄXLINGSHOLK	TRANSMISSION ACHSHALTER	COUNTERSHAFT BUSH
4	D40538	2 KPL/ST	KIERROSTUNNIST.	AVKOPPLARE MED	KUPPLUNG MIT	COMBINATION SWITCH
5	14206	3-14710	VARUSTETTU KYTKIN	VARIDENTIFERING	UMDREHUNGSKONTROLLE	WITH INDICATOR
6*	0603368	2 KPL/ST	VAPAA SYÖTTÖTELA	VALS	WALZE	FREE ROLLER
7*	2155751	M4 X 35	KONERUUVI	MASKINSKRUV	MASCHINESCHRAUBE	MACHINE SCREW
8*	600000	30 X 1,5	KYTKIMEN KOTELO	KOPPLINGSKÅPA	KUPPLUNGSGEHÄUSE	SWITCH HOUSING
9*	601186	Ps30 X42X0,2	O-RENGAS	O-RING	O-RING	O-RING
10*	600004	i30X1,5DIN983	SEEGER	SEEGER	SEEGER	SEEGER
11*	43087		LUKKORENGAS	LOCKRING	SCHLIESSRING	LOCK RING
12*	2155979		PYSÄYNTILEVY	FÄSTRICKA	ANKERPLATTE	ANCHOR PLATE
13*	601326		KELAN KEHYS,KOKON.	SPOKAKAPPA, HEL	SPULENGEHÄUSE, KOMPLETT	FORMER, COMPLETE
14*	2155168	63, 17 X 2,62	O-RENGAS	O-RING	O-RING	O-RING
15*	2156059	33,7/2X2/28,5	JOUSI	FJÄDER	FEDER	SPRING
16*	2157749		MAGN.RENGAS, KIIN.	MAGNETING, FÄST	MAGNETRING, MONTIERT	MAGNETIC RING, MOUNT.
17*	2156183		KYTKIMEN NAPA	KOPPLINGSNAV	KUPPLUNGSNABE	SWITCH HUB
18*	2151127	M4 DIN985	KYTKIMEN KOTELO	KOPPLINGSKÅPA MED LEDN.	KUPPLUNGSLOCKE M. LEITUNG	SWITCH HOUSING W. WIRE
19*	600993	M4 DIN985	JOHD. + SILEÄ PUTKI	+ REED RÖR	+ REED ROHR	+ REED TUBE
20*	0602821		LUKKORENGAS	LOCKRING	SCHLIESSRING	LOCK RING
21*	0601920		ITSELUKIT. MUTTERI	SJÄLVLÅSANDE MUTTER	SELBSTSICHERNDE MUTTER	SELFLOCKING NUT
			MOLEX 3191-3R-1	MOLEX 3191-3R-1	MOLEX 3191-3R-1	MOLEX 3191-3R-1
			MOLEX 1381-TL	MOLEX 1381-TL	MOLEX 1381-TL	MOLEX 1381-TL
			NAARAS	HON	WEIBICH	FEMALE

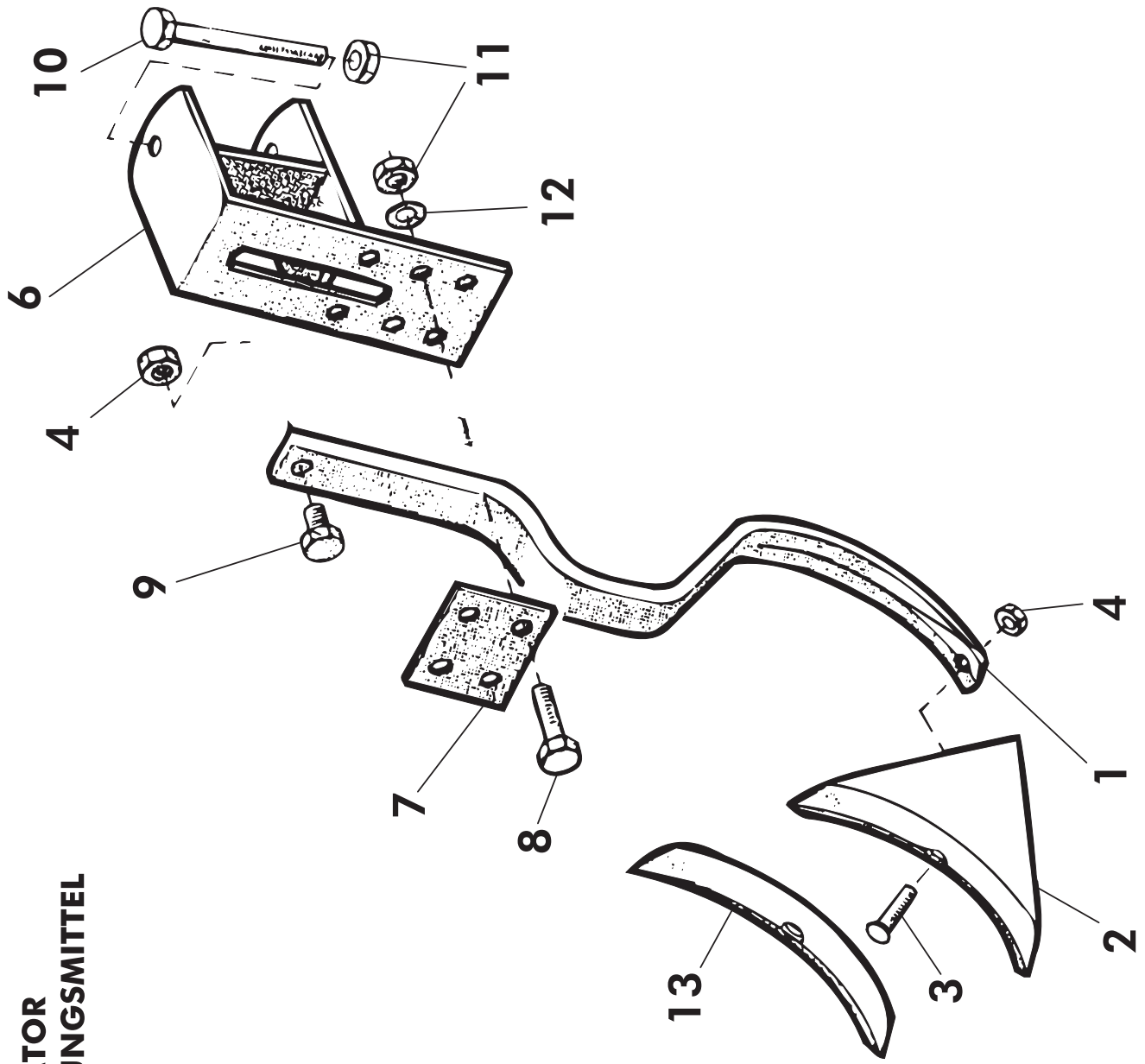
* = OSIA 6-21 EI TOIMITETA VARAOSINA, KYTKIN NRO4 TOIMITETAAN VARUSTETTUNA OSILLA 6-21

* = DEL 6-21 LEVERERAS INTE SOM RESERVDELAR, AVKOPPLARE NR4 LEVERERAS UTRUSTAD MED DEL 6-21

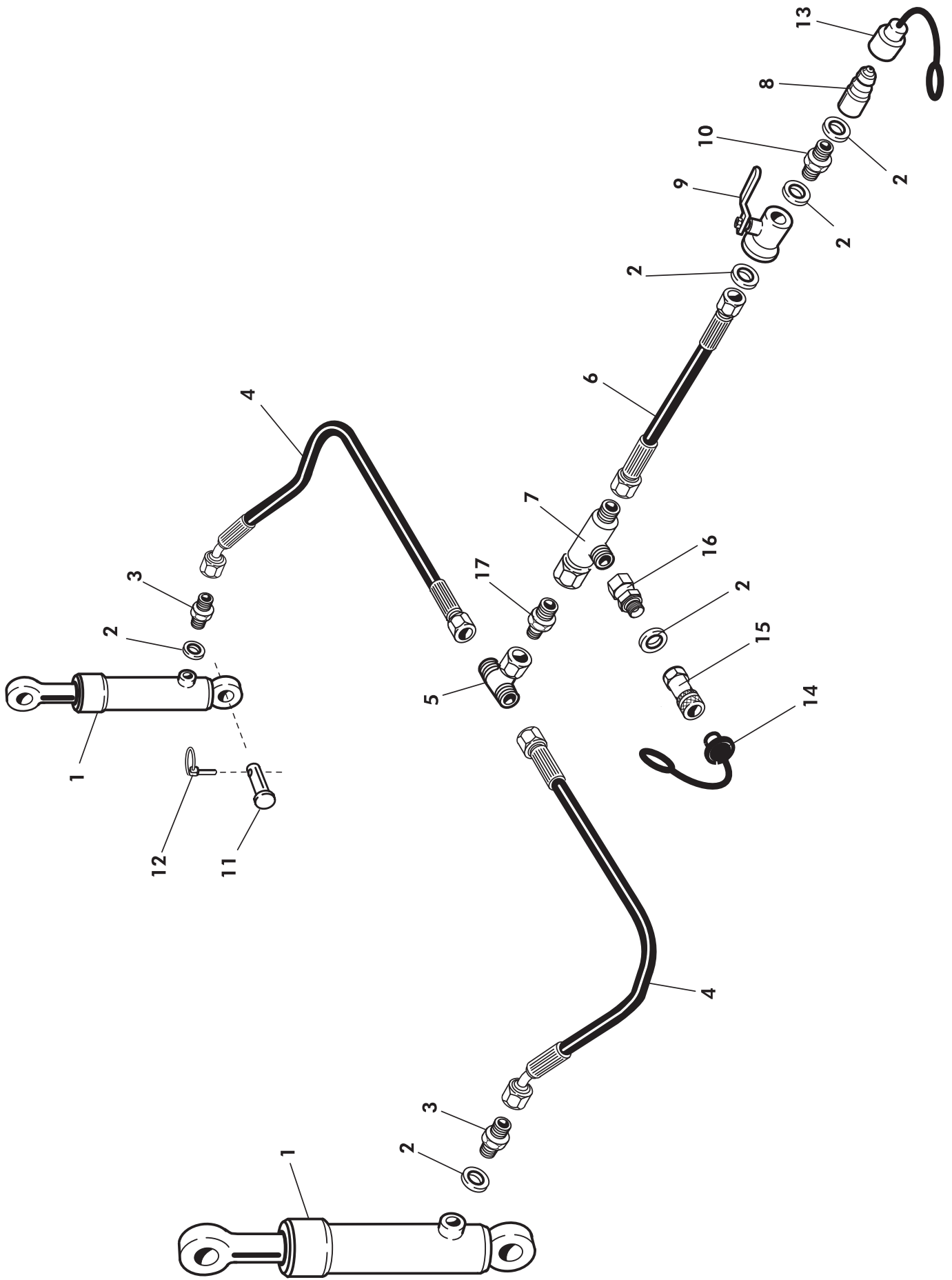
* = RESERVTEIL NIET FÜR PARTIET 6-21 AUSFÜHREN, KUPPLUNG NR4 RÜSTEN MIT PARTIET 6-21 AUSFÜREN

* = PARTS 6-21 NOT AVAILABLE AS SPARE PARTS, CLUTCH No4 IS DELIVERED INCLUDING PARTS 6-21

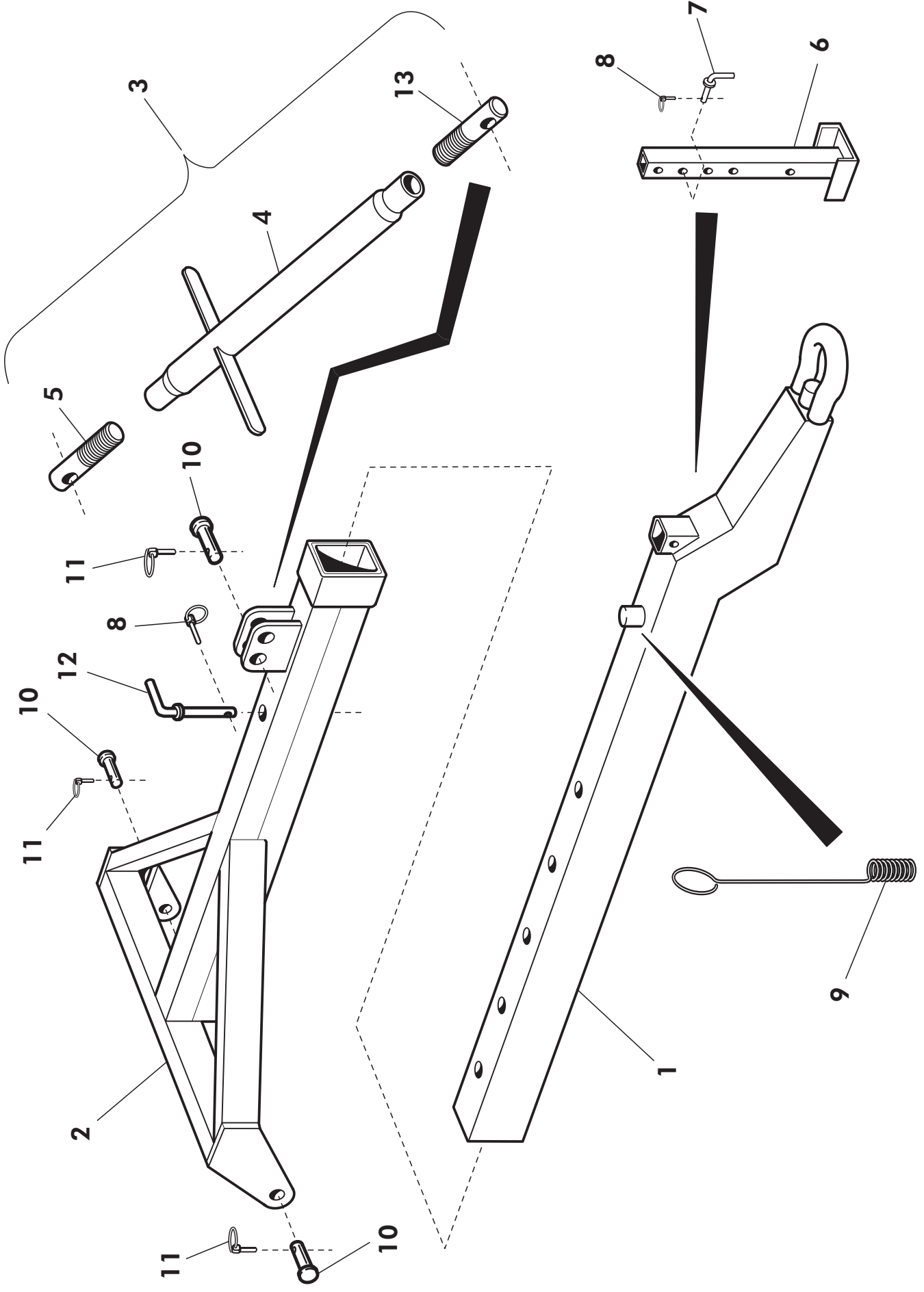
TRACK ERADICATOR
SPURAUSSROTUNGSMITTEL



REF REF	QTY/ST	PART NO. TEIL NR	CODE CODE	DESCRIPTION TRACK ERADICATOR	BESCHREIBUNG SPURAUSSROTUNGSMITTEL
1	4	10105		TRACK ERADICATOR	SPURAUSSROTUNGSMITTEL
2	4	D30000483	2-3027	SPRING	FEDER
3	4	10818	3-10812	TIP	SPITZE
4	4		M10*40	LOCKING SCREW	VERSCHLUSSSCHRAUBE
5	8		M10 IL	NUT, HEX	MUTTER, HEX
6	-	10810	3-10810		
7	4	10805	3-10805	BRACKET	KLAMMER
8	4	10804	3-10804	PLATE	PLATTE
9	8		M12*50 8.8	SCREW, HEX	SCHRAUBE, HEX
10	4		M10*30 8.8	SCREW, HEX	SCHRAUBE, HEX
11	4		M12*130 8.8	SCREW, HEX	SCHRAUBE, HEX
12	20		M12 IL	NUT, HEX	MUTTER, HEX
13	20		M12	WASHER	SCHEIBE
13	4	D56125	3-10813	TIP	SPITZE

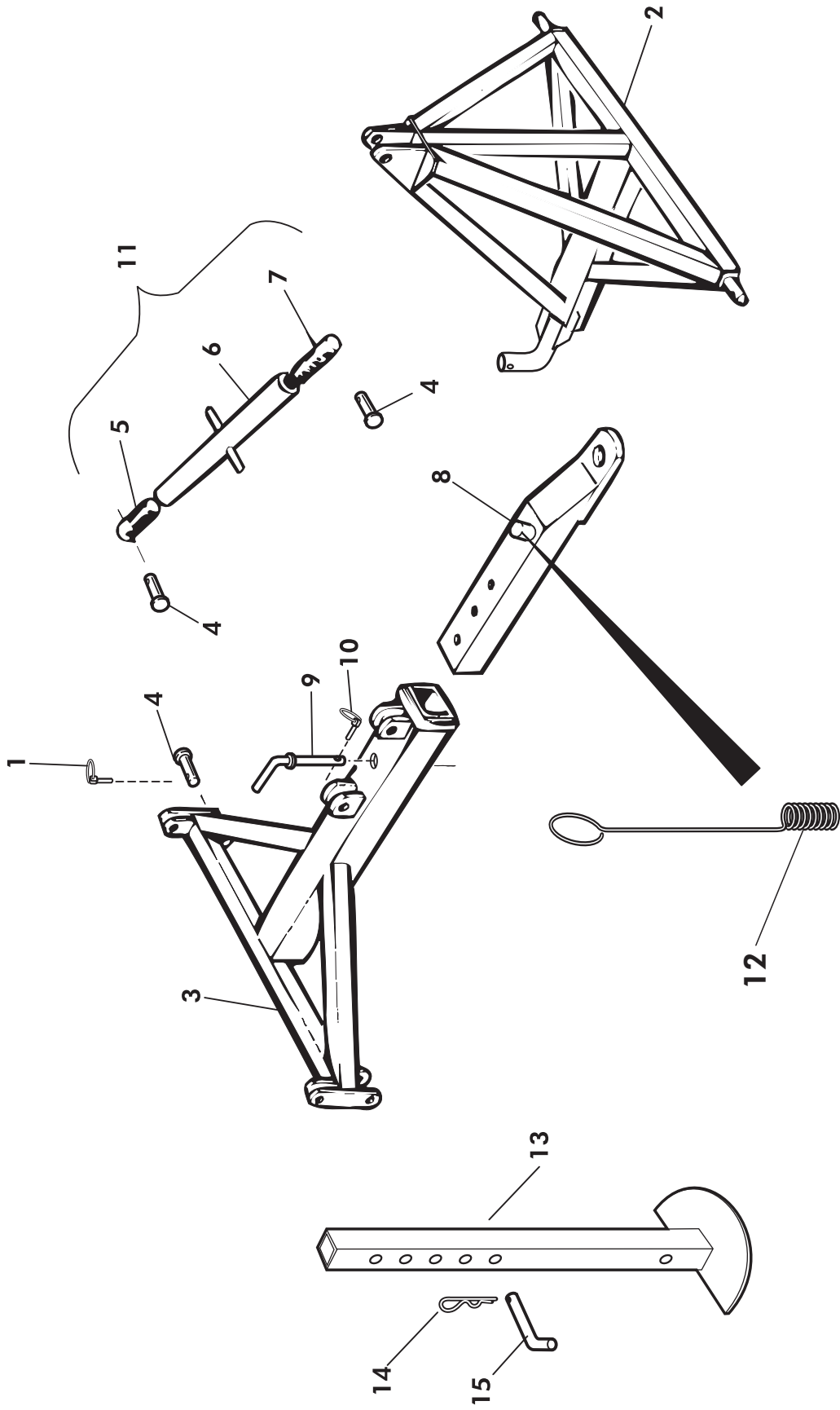


REF	S2500T	S3000T	S3000ST	S4000ST	PART NO.	CODE	DESCRIPTION	BESCHREIBUNG
REF	QTY/ST	QTY/ST	QTY/ST	QTY/ST	TEIL NR	CODE	HYDRAULICS	HYDRAULIK
1	2	2	-	-	D56045	3-14915	HYDRAULIC CYLINDER	HYDR. CYLINDER
1	-	2	2	2	D56043	3-14381	HYDRAULIC CYLINDER	HYDR. CYLINDER
2	6	6	6	6	D30000212	1/2"	USIT-SEAL	USIT-DICHTUNG
3	2	2	2	2	D12363	R3/8"/R1/2" 202-6-8	REDUCER NIPPLE	REDUZIERSTÜCK
4	2	-	-	-	D30182	3-14060	HYDR. HOSE	HYDR. SCHLAUCH
4	-	2	-	-	D30233	3-13625	HYDR. HOSE	HYDR. SCHLAUCH
4	-	-	2	-	D14438	3-14438	HYDR. HOSE	HYDR. SCHLAUCH
4	-	-	-	2	D14439	3-14439	HYDR. HOSE	HYDR. SCHLAUCH
5	1	1	1	1	737-04		T - NIPPLE	T - NIPPEL
6	1	1	-	-	D30236	3-13285	HYDR. HOSE	HYDR. SCHLAUCH
6	-	1	1	1	D14440	3-14440	HYDR. HOSE	HYDR. SCHLAUCH
7	1	1	1	1	747-08		L-NIPPLE	L-NIPPEL
8	1	1	1	1	NV-08M		BAYONET, MALE 1/2"	SCHNAPPKUPPLUNG
9	1	1	1	1	GE2-1/2"		BALL VALVE	KUGELVENTIL
10	1	1	1	1	201-08		REDUCER NIPPLE	REDUZIERSTÜCK
11	4	4	4	4	3-14447		COTTER BOLT	SPLINTBOLZEN
12	4	4	4	4	8x45		LINCHPIN	ACHSNAGEL
13	1	1	1	1	TFA- 08M		PROTECTING COVER	STAUBSCHUTZ
14	1	1	1	1	TMA- 8M		PROTECTING COVER	STAUBSCHUTZ
15	1	1	1	1	NV-08F		BAYONET, FEMALE 1/2"	SCHNAPPKUPPLUNG
16	1	1	1	1	705-08-08		STRAIGHT NIPPLE	DOPPELNIPPEL
17	1	1	1	1	202-04-08		REDUCER NIPPLE	REDUZIERSTÜCK

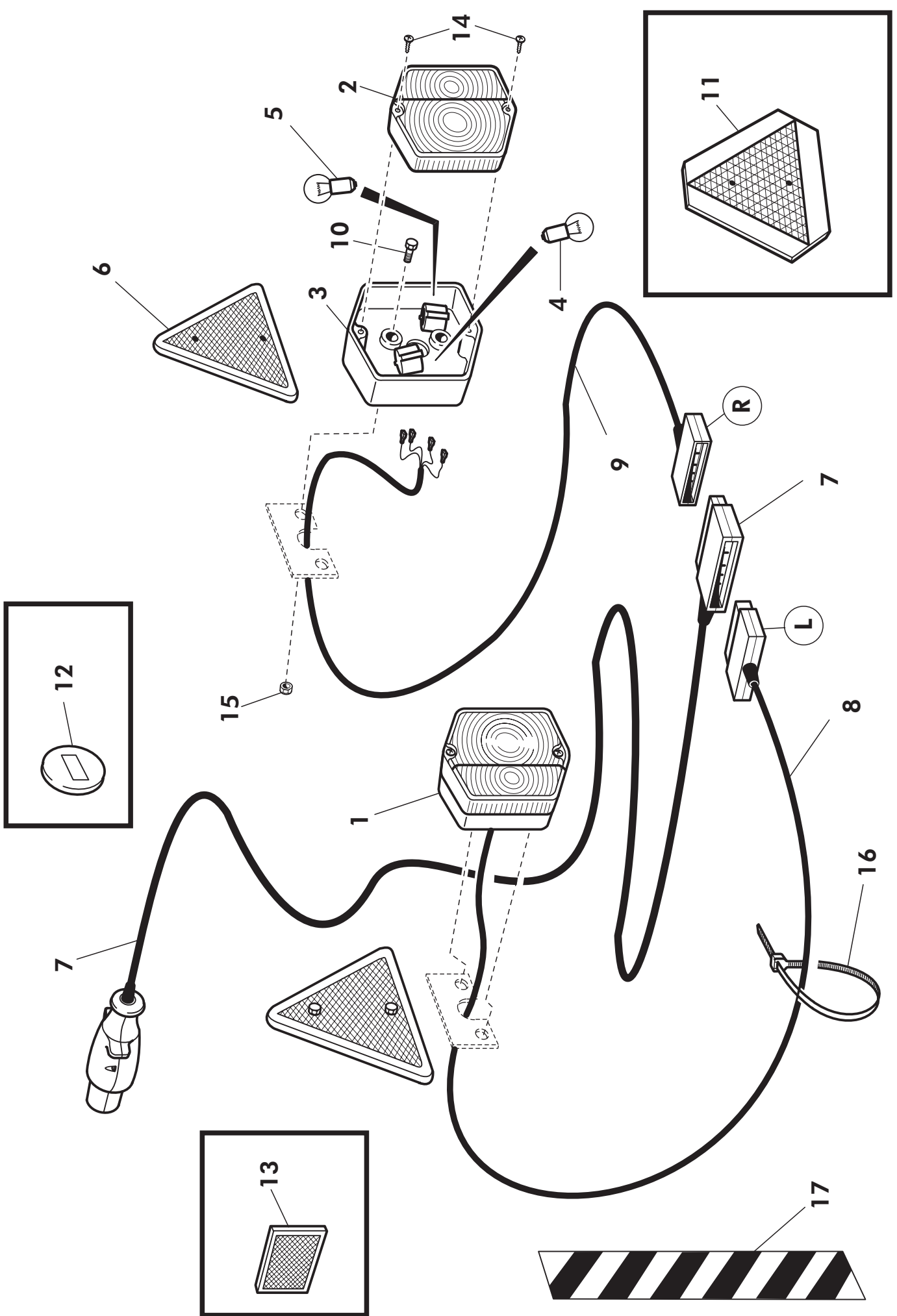


REF REF	QTY ST	PART NO. TEIL NR	CODE CODE	DESCRIPTION DRAW BAR ASSEMBLY (ST)	BESCHREIBUNG VERZUGSAPPARAT(ST)
1	1	14309	3-14309	DRAW BAR	DEICHSEL
2	1	14311	3-14311	DRAW BAR FRAME	DEICHSEL GERÜST
3	1	12980		UPPER LINK	SPANNSCHRAUBE
4	1	12983	3-12983	INTERMEDIATE PIPE	MITTELRÖHRE
5	1	12982	3-12982	UPPER LINK LOWER TOP END	SPANNSCHRAUBE, OBERTEIL
6	1	14506	3-14506	SUPPORT LEG	TRÄGERFUSS
7	1	14505	3-14505	PEG	STIFT
8	2	BE8600002	Ø 8x45	LINCHPIN	ACHSNAGEL
9	1	D29230	3-29230	HYDR. HOSE SUPPORT BRACKET	SCHLAUCH SUPPORT
10	4	134000		COTTER BOLT	SPLINTBOLZEN
11	4	143010	Ø 11MM	LINCHPIN	ACHSNAGEL
12	1	14504	3-14504	PEG	STIFT
13	1	12981	3-12981	UPPER LINK LOWER END	SPANNSCHRAUBE, UNTERTEIL

DRAW BAR ASSEMBLY (ST)
VERZUGSAPPARAT(ST)

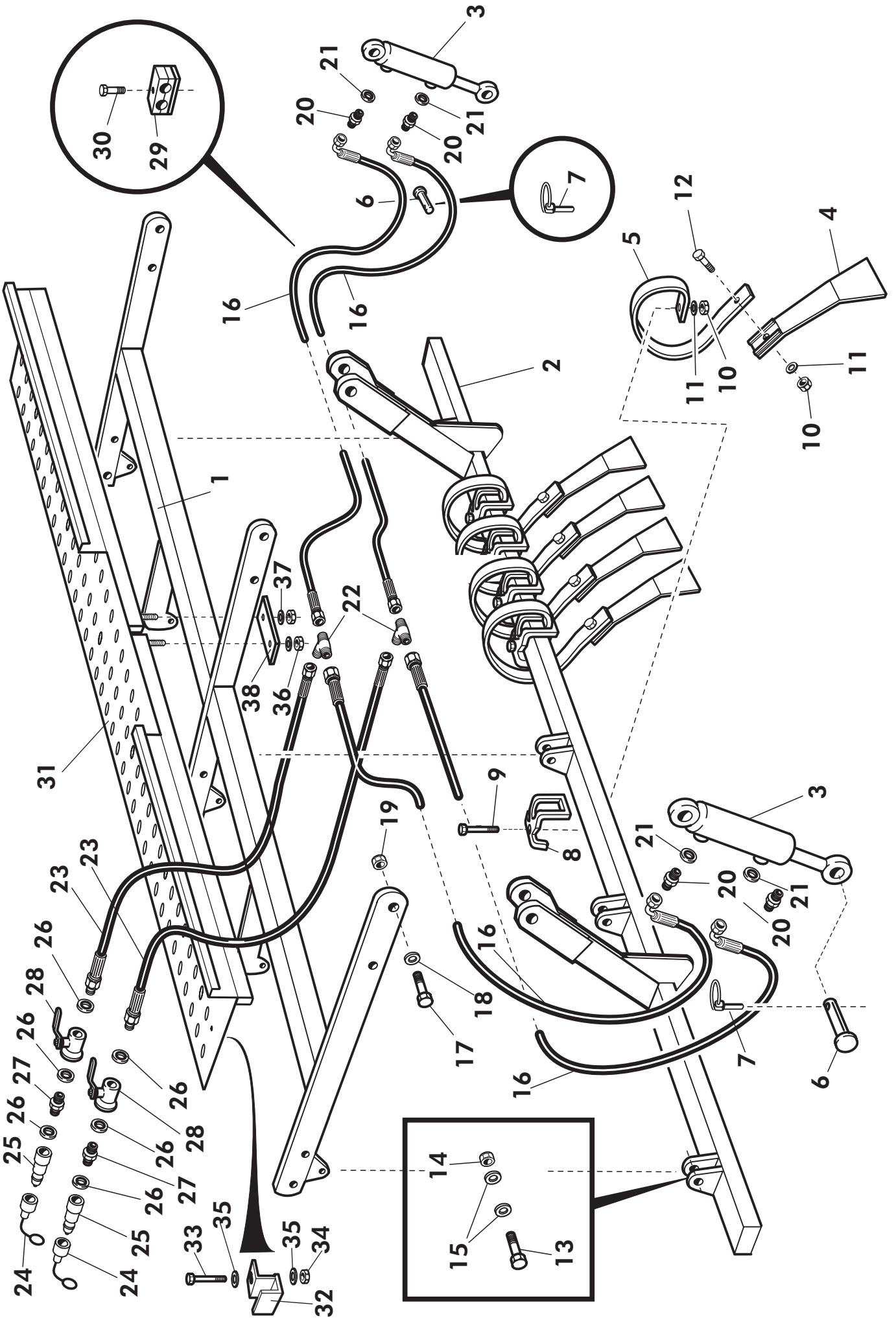


REF	QTY	PART NO.	CODE	DESCRIPTION	BESCHREIBUNG
REF	ST	TEIL NR	CODE	DRAW BAR ASSEMBLY (ST)	VERZUGSAPPARAT(ST)
1	4	143010	11*45	LINCHPIN	ACHSNAGEL
2	1	14576	3-14576	DRAW BAR FRAME	DEICHSEL GERÜST
3	1	147301	2-3007	TOWING DEVICE	ABFANGVORRICHTUNG
4	2	134000	4-1818	COTTER BOLT	SPLINTBOLZEN
5	1	12982	3-12982	UPPER LINK LOWER TOP END	SPANNSCHRAUBE, OBERTEIL
6	1	12983	3-12983	INTERMEDIATE PIPE	MITTELRÖHRE
7	1	12981	3-12981	UPPER LINK LOWER END	SPANNSCHRAUBE, UNTERTEIL
8	1	13125	3-13125	DRAW BAR	DEICHSEL
9	1	12944	3-12944	PEG	STIFT
10	1		7.4*35	LINCHPIN	ACHSNAGEL
11	1	12980		UPPER LINK	SPANNSCHRAUBE
12	1	D14111	3-29229	HYDR. HOSE SUPPORT BRACKET	SCHLAUCH SUPPORT
13	1	12922	3-12922	SUPPORT LEG	TRÄGERFUSS
14	1	BD3010804	108/3,5	HAIR PIN COTTER	SPLINT
15	1	161756	4-7794	PEG	STIFT

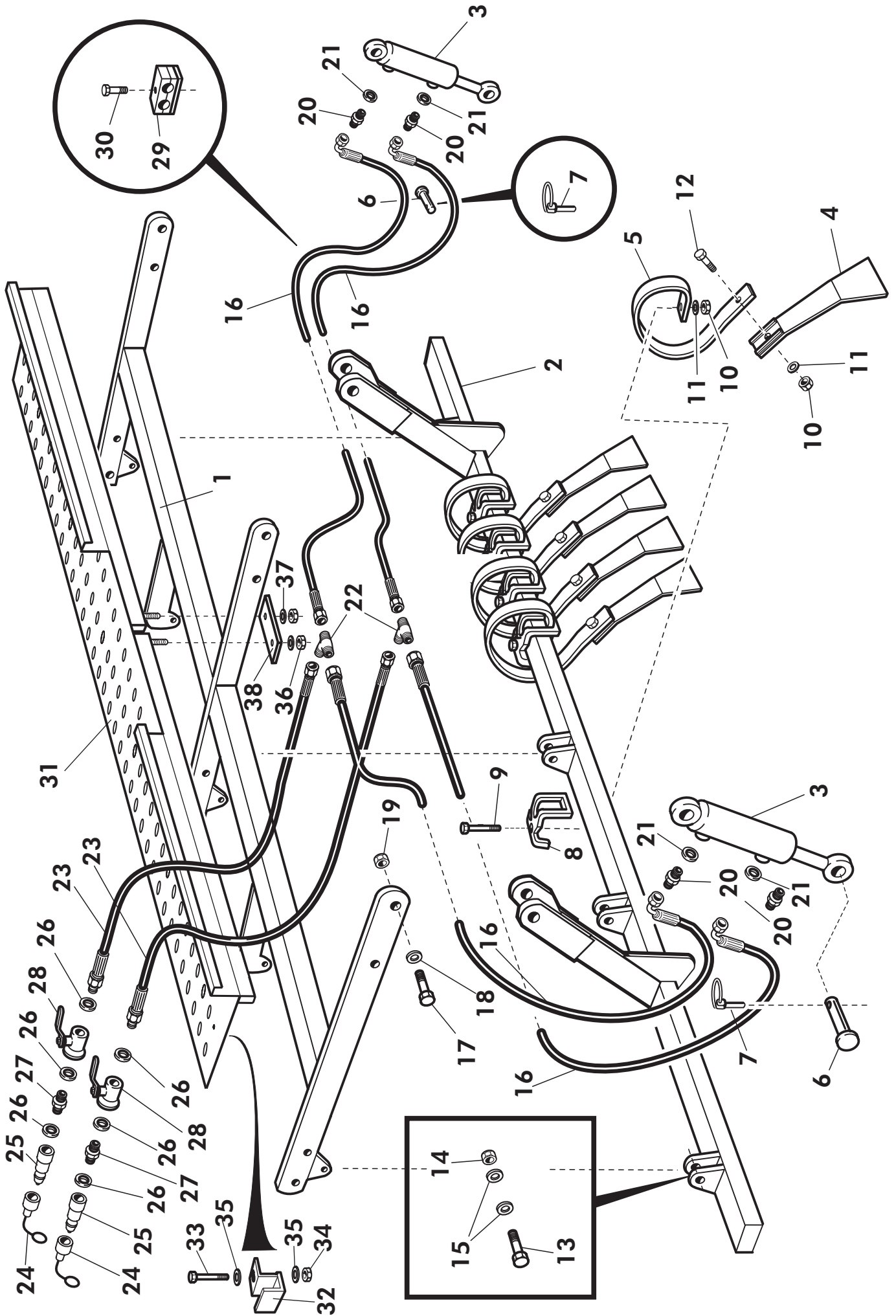


V51

REF REF	QTY ST	PART NO. TEIL NR	CODE CODE	DESCRIPTION LIGHTING AND REFLECTORS	BESCHREIBUNG BELEUCHTUNG UND REFLEKTOR
1	2	141130-000	TALMU	REAR LIGHT UNIT ASS'Y	SCHLUSSLICHT, MONTIERT
2	2	11301/L		REAR LIGHT LENSE	GLAS, SCHLUSSLICHT
3	2			REAR LIGHT BASE	UNTERLAGE, SCHLUSSLICHT
4	2	D40001693	12 V / 5 W	BULB	LAMPE
5	2	D40001684	12V / 21 W	BULB	LAMPE
6	2	D50000385	TALMU 1130 128301 - 100	REFLECTING TRIANGLE	WARNDREIECK (REFLEKTOR)
7	1	CP4488	3-1438 TALMU 8,5 M	MAIN WIRING HARNESS	HAUPTKABELBAUM
8	1	CP4491	VASEN (L) TALMU 0,7 M	WIRING HARNESS, LEFT	KABELBAUM
9	1	CP4491	OIKEA (R) TALMU 5 M	WIRING HARNESS, RIGHT	KABELBAUM
10	4		M 6×20	NUT, HEX	MUTTER, HEX
11	1	E73261	LGf 8201	SLOW MOVING VEHICLE TRIANGLE	WARNDREIECK (REFLEKTOR)
12	2	D50000395	VALKOINEN	FRONT REFLECTOR	REFLEKTOR, VORN
13	2	D50000396	KELTAINEN	SIDE REFLECTOR	REFLEKTOR, SEITE
14	4			SCREWS FOR THE REAR LIGHT	SCHRAUBE, FUR SCHLUSSLICHT
15	4		M 6 IL	NUT, HEX	MUTTER, HEX
16	10	E73635	142×3,6 PLT 1,51-M	CABLE TIE	KABELBINDER
17	4	CF2037	3-14133	STRIPED WARNING DECAL	WARNTAFELN, GESTREIFTE



REF	S2500	S3000	S4000	PART NO.	CODE	DESCRIPTION	BESCHREIBUNG
REF	QTY/ST	QTY/ST	QTY/ST	TEIL NR	CODE	FRONT FIELD DRAG (LEVELER)	VORNSCHLEPPE (NIVELLIERER)
1	1	-	-	14496	3-14496	FRAME	RAHMEN
1	-	1	-	14493		FRAME	RAHMEN
1	-	-	1	14495		FRAME	RAHMEN
2	1	-	-	14588	3-14588	BEAM, SPIKE SUPPORT	SPITZENBALKEN
2	-	1	-	14498		BEAM, SPIKE SUPPORT	SPITZENBALKEN
2	-	-	1	14501		BEAM, SPIKE SUPPORT	SPITZENBALKEN
3	2	2	2	D56044	HFS50X30X200	HYDRAULIC CYLINDER	HYDR. CYLINDER
4	20	24	32	14301	3-14301	LEVELER BLADE	NIVELLIERERHALM
5	20	24	32	143523	3-143523	SPRING	FEDER
6	4	4	4	14446	3-L 4446	COTTER BOLT	SPLINTBOLZEN
7	4	4	4	BE8600002	Ø 8 x 45	LINCHPIN	ACHSNAGEL
8	20	24	32	D56496	3-14354	SPRING BRACKET	FEDERKLAMMER
9	20	24	32	A12820	M16X70 10.9	SCREW, HEX	SCHRAUBE, HEX
10	20	24	32	AGC111014	M12	NUT, HEX	MUTTER, HEX
11	20	24	32	B5C0R2024	M12 24/13X2,5	WASHER	SCHEIBE
12	20	24	32		M12x40 8.8	SCREW, HEX	SCHRAUBE, HEX
13	3	6	6		M16x45 8.8	SCREW, HEX	SCHRAUBE, HEX
14	23	29	37	AGG113014	M16 IL	NUT, HEX	MUTTER, HEX
15	26	34	42	B5G102524	M16	WASHER	SCHEIBE
16	4	-	-	D14443	3-14443	HYDR. HOSE	HYDR. SCHLAUCH
16	-	4	-	D14441	3-14441	HYDR. HOSE	HYDR. SCHLAUCH
16	-	-	4	D14442	3-14442	HYDR. HOSE	HYDR. SCHLAUCH
17	6	6	6	AOL201 524	AM20x60	SCREW, HEX	SCHRAUBE, HEX
18	6	6	6	B5L1 73024	M20	WASHER	SCHEIBE
19	6	6	6		M20 IL	NUT, HEX	MUTTER, HEX
20	4	4	4	D12376	3/8 " 201-06	STRAIGHT NIPPLE	DOPPELNIPPEL



REF REF	S2500 QTY/ST	S3000 QTY/ST	S4000 QTY/ST	PART NO TEIL NR	CODE CODE	DESCRIPTION FRONT FIELD DRAG (LEVELER)	BESCHREIBUNG VORNSCHLEPPE (NIVELLIERER)
21	4	4	4	D30000211	3/8 "	USIT-SEAL	USIT-DICHTUNG
22	2	2	2	D30000379	1/2 "	T - CONNECTOR	T - KUPPLUNG
23	2	2	2	D14440	3-15312	HYDR. HOSE	HYDR. SCHLAUCH
24	2	2	2		TFA - 08M	PROTECTING COVER	STAUBSCHUTZ
25	2	2	2	C23072 - 08	1/2 "	BAYONET, MALE 1/2"	SCHNAPPKUPPLUNG
26	6	6	6	D30000212	1/2 "	USIT-SEAL	USIT-DICHTUNG
27	2	2	2		1/2 " Ø 4MM	REDUCER NIPPLE	REDUZIERSTÜCK
28	2	2	2		VBS 13x15.21	BALL VALVE	KUGELVENTIL
29	4	4	6	D6C214	CF214 - 14	DOUBLE MOUNTING	DOPPELHALTERUNG
30	4	4	6		M8 x35	SCREW, HEX	SCHRAUBE, HEX
31	1	-	-	14980	3-14980	FOOT STEP	AUFTRITT
	-	1	-	14980B	3-14980B	FOOT STEP	AUFTRITT
	-	-	1	14980C	3-14980C	FOOT STEP	AUFTRITT
32	2	2	2	14982	3-14982	BRACKET	HALTERUNG
33	2	2	2	A081F1514	M8*45	SCREW, HEX	SCHRAUBE, HEX
34	2	2	2	AG8113014	M8 IL	NUT, HEX	MUTTER, HEX
35	4	4	4	B580N1524	25/8.4*2	BODY WASHER	SCHEIBE
36	2	2	2		M10 IL	NUT, HEX	MUTTER, HEX
37	2	2	2		M10	BODY WASHER	SCHEIBE
38	1	1	1	14984		BRACKET	HALTERUNG
				SS32	1 METER	COVER SPIRAL	SPIRALE